



June 8, 2023

Kate Zemke  
Jefferson County Clerk's Office  
66 SE D Street Suite C  
Madras, Oregon 97741

Dear Kate,

Enclosed for your records, please find the official abstracts for the May 16, 2023 Special District Election for the following contests:

- Crooked River Ranch RFPD, Director, Position #3
- Crooked River Ranch RFPD, Director, Position #4
- Crooked River Ranch RFPD, Director, Position #5
- Crooked River Ranch Special Road District, Director, Position #1
- Redmond Fire & Rescue, Director, Position 3
- Redmond Fire & Rescue, Director, Position 4
- Sisters-Camp Sherman RFPD, Director, Position 2
- Sisters-Camp Sherman RFPD, Director, Position 4
- Sisters-Camp Sherman RFPD, Director, Position 5
- Redmond School District 2J, Director, Position 1
- Redmond School District 2J, Director, Position 3
- Redmond School District 2J, Director, Position 4
- Redmond School District 2J, Director, Position 5
- Sisters School District 6, Director, Position 3
- Sisters School District 6, Director, Position 4
- Sisters School District 6, Measure 9-161

Sincerely,

Steve Dennison  
Deschutes County Clerk

Official Final Results  
Statement of Ballots Cast

Deschutes County, May 16, 2023 Special District Election

All Precincts, All Districts, All Counter Groups, All ScanStations, Crooked River Ranch RFPD, Director,  
Position #3, Crooked River Ranch RFPD, Director, Position #4, Crooked River Ranch RFPD, Director,  
Position #5, All Boxes


Total Ballots Cast: 66, Registered Voters: 154956, Overall Turnout: 0.04%  
1 precincts reported out of 1 total


**Crooked River Ranch RFPD, Director, Position #3 (Vote for 1)**  
1 precincts reported out of 1 total

Precinct	Ballots Cast	Reg. Voters	Total Votes	David Palmer	Write-in	Over Votes	Under Votes
Precinct 18	66	349	39	39 100.00%	0 0.00%	0	27
Total	66	349	39	39 100.00%	0 0.00%	0	27

I, Steve Dennison, Deschutes County Clerk, do hereby certify that the votes recorded on this report correctly summarize the tally of votes cast at the May 16, 2023 Special District Election.

Dated this 8<sup>th</sup> day of June, 2023

  
Steve Dennison  
Deschutes County Clerk



Official Final Results  
Statement of Ballots Cast

Page: 2 of 3  
06/08/2023

Deschutes County, May 16, 2023 Special District Election

All Precincts, All Districts, All Counter Groups, All ScanStations, Crooked River Ranch RFPD, Director,  
Position #3, Crooked River Ranch RFPD, Director, Position #4, Crooked River Ranch RFPD, Director,  
Position #5, All Boxes


Total Ballots Cast: 66, Registered Voters: 154956, Overall Turnout: 0.04%  
1 precincts reported out of 1 total

**Crooked River Ranch RFPD, Director, Position #4 (Vote for 1)**  
1 precincts reported out of 1 total

Precinct	Ballots Cast	Reg. Voters	Total Votes	Joseph Costigan	Write-in	Over Votes	Under Votes
Precinct 18	66	349	39	39 100.00%	0 0.00%	0	27
Total	66	349	39	39 100.00%	0 0.00%	0	27

I, Steve Dennison, Deschutes County Clerk, do hereby certify that the votes recorded on this report correctly summarize the tally of votes cast at the May 16, 2023 Special District Election.

Dated this 8<sup>th</sup> day of June, 2023

  
Steve Dennison  
Deschutes County Clerk



Official Final Results  
Statement of Ballots Cast

Page: 3 of 3  
06/08/2023

Deschutes County, May 16, 2023 Special District Election

All Precincts, All Districts, All Counter Groups, All ScanStations, Crooked River Ranch RFPD, Director,  
Position #3, Crooked River Ranch RFPD, Director, Position #4, Crooked River Ranch RFPD, Director,  
Position #5, All Boxes


Total Ballots Cast: 66, Registered Voters: 154956, Overall Turnout: 0.04%  
1 precincts reported out of 1 total


**Crooked River Ranch RFPD, Director, Position #5 (Vote for 1)**  
1 precincts reported out of 1 total

Precinct	Ballots Cast	Reg. Voters	Total Votes	Cole Gayheart		Write-in		Over Votes	Under Votes
Precinct 18	66	349	41	41	100.00%	0	0.00%	0	25
Total	66	349	41	41	100.00%	0	0.00%	0	25

I, Steve Dennison, Deschutes County Clerk, do hereby certify that the votes recorded on this report correctly summarize the tally of votes cast at the May 16, 2023, Special District Election.

Dated this 8<sup>th</sup> day of June, 2023.

  
Steve Dennison  
Deschutes County Clerk



Official Final Results  
Statement of Ballots Cast

Deschutes County, May 16, 2023 Special District Election  
All Precincts, All Districts, All Counter Groups, All ScanStations, Crooked River Ranch Special Road  
District, Director, Pos #1, All Boxes


Total Ballots Cast: 66, Registered Voters: 154956, Overall Turnout: 0.04%  
1 precincts reported out of 1 total


**Crooked River Ranch Special Road District, Director, Pos #1 (Vote for 1)**  
1 precincts reported out of 1 total

Precinct	Ballots Cast	Reg. Voters	Total Votes	Dale Wiley	Write-in	Over Votes	Under Votes
Precinct 18	66	500	40	40 100.00%	0 0.00%	0	26
Total	66	500	40	40 100.00%	0 0.00%	0	26

I, Steve Dennison, Deschutes County Clerk, do hereby certify that the votes recorded on this report correctly summarize the tally of votes cast at the May 16, 2023 Special District Election.

Dated this 8<sup>th</sup> day of June, 2023.

  
Steve Dennison  
Deschutes County Clerk



Official Final Results  
Statement of Ballots Cast

Deschutes County, May 16, 2023 Special District Election  
All Precincts, All Districts, All Counter Groups, All ScanStations, Redmond Fire & Rescue, Director,  
Position 3, Redmond Fire & Rescue, Director, Position 4, All Boxes  
Total Ballots Cast: 8589, Registered Voters: 154956, Overall Turnout: 5.54%  
8 precincts reported out of 8 total


**Redmond Fire & Rescue, Director, Position 3 (Vote for 1)**  
8 precincts reported out of 8 total

Precinct	Ballots Cast	Reg. Voters	Total Votes	John Blanton	Write-in	Over Votes	Under Votes
Precinct 17	968	5407	667	662 99.25%	5 0.75%	0	301
Precinct 18	805	3452	572	566 98.95%	6 1.05%	0	233
Precinct 19	296	1430	215	214 99.53%	1 0.47%	0	81
Precinct 28	901	4029	662	655 98.94%	7 1.06%	0	239
Precinct 29	1357	5874	1016	1010 99.41%	6 0.59%	0	341
Precinct 31	1276	2973	903	901 99.78%	2 0.22%	0	373
Precinct 36	2249	9738	1655	1641 99.15%	14 0.85%	0	594
Precinct 48	737	2931	518	517 99.81%	1 0.19%	0	219
Total	8589	35834	6208	6166 99.32%	42 0.68%	0	2381

I, Steve Dennison, Deschutes County Clerk, do hereby certify that the votes recorded on this report correctly summarize the tally of votes cast at the May 16, 2023 Special District Election.

Dated this 8<sup>th</sup> day of June, 2023

  
Steve Dennison  
Deschutes County Clerk



Official Final Results  
Statement of Ballots Cast

Deschutes County, May 16, 2023 Special District Election  
All Precincts, All Districts, All Counter Groups, All ScanStations, Redmond Fire & Rescue, Director,  
Position 3, Redmond Fire & Rescue, Director, Position 4, All Boxes  
Total Ballots Cast: 8589, Registered Voters: 154956, Overall Turnout: 5.54%  
8 precincts reported out of 8 total

**Redmond Fire & Rescue, Director, Position 4 (Vote for 1)**  
8 precincts reported out of 8 total

Precinct	Ballots Cast	Reg. Voters	Total Votes	Earl Fisher	Write-in	Over Votes	Under Votes
Precinct 17	968	5407	621	613 98.71%	8 1.29%	0	347
Precinct 18	805	3452	508	500 98.43%	8 1.57%	0	297
Precinct 19	296	1430	196	194 98.98%	2 1.02%	0	100
Precinct 28	901	4029	594	586 98.65%	8 1.35%	0	307
Precinct 29	1357	5874	932	915 98.18%	17 1.82%	0	425
Precinct 31	1276	2973	742	739 99.60%	3 0.40%	0	534
Precinct 36	2249	9738	1507	1482 98.34%	25 1.66%	0	742
Precinct 48	737	2931	473	469 99.15%	4 0.85%	0	264
Total	8589	35834	5573	5498 98.65%	75 1.35%	0	3016

I, Steve Dennison, Deschutes County Clerk, do hereby certify that the votes recorded on this report correctly summarize the tally of votes cast at the May 16, 2023 Special District Election.

Dated this 8<sup>th</sup> day of June, 2023.

  
Steve Dennison  
Deschutes County Clerk



Official Final Results  
Statement of Ballots Cast

Page: 1 of 3  
06/08/2023

Deschutes County, May 16, 2023 Special District Election  
All Precincts, All Districts, All Counter Groups, All ScanStations, Sisters School District 6, Director,  
Position 3, Sisters School District 6, Director, Position 4, All Boxes  
Total Ballots Cast: 4071, Registered Voters: 154956, Overall Turnout: 2.63%  
6 precincts reported out of 6 total

**Sisters School District 6, Director, Position 3 (Vote for 1)**  
6 precincts reported out of 6 total

Precinct	Ballots Cast	Reg. Voters	Total Votes	Jeff Smith		Karissa Bilderback		Write-in		Over Votes	Under Votes
Precinct 14	706	1653	623	323	51.85%	296	47.51%	4	0.64%	0	83
Precinct 15	1341	2620	1207	666	55.18%	541	44.82%	0	0.00%	0	134
Precinct 18	6	9	6	5	83.33%	1	16.67%	0	0.00%	0	0
Precinct 22	206	365	175	85	48.57%	90	51.43%	0	0.00%	0	31
Precinct 30	1282	2858	1182	681	57.61%	497	42.05%	4	0.34%	0	100
Precinct 45	530	1068	488	262	53.69%	224	45.90%	2	0.41%	0	42
Total	4071	8573	3681	2022	54.93%	1649	44.80%	10	0.27%	0	390

I, Steve Dennison, Deschutes County Clerk, do hereby certify that the votes recorded on this report correctly summarize the tally of votes cast at the May 16, 2023 Special District Election.

Dated this 8<sup>th</sup> day of June, 2023.

  
Steve Dennison  
Deschutes County Clerk





Official Final Results  
Statement of Ballots Cast

Page: 2 of 3  
06/08/2023

Deschutes County, May 16, 2023 Special District Election  
All Precincts, All Districts, All Counter Groups, All ScanStations, Sisters School District 6, Director,  
Position 3, Sisters School District 6, Director, Position 4, All Boxes  
Total Ballots Cast: 4071, Registered Voters: 154956, Overall Turnout: 2.63%  
6 precincts reported out of 6 total


**Sisters School District 6, Director, Position 4 (Vote for 1)**  
6 precincts reported out of 6 total

Precinct	Ballots Cast	Reg. Voters	Total Votes	Asa Sarver	Hilary (Hedemark) Saunders	Jayne Simmons	Write-in
Precinct 14	706	1653	617	255 41.33%	152 24.64%	209 33.87%	1 0.16%
Precinct 15	1341	2620	1175	553 47.06%	308 26.21%	314 26.72%	0 0.00%
Precinct 18	6	9	6	4 66.67%	1 16.67%	1 16.67%	0 0.00%
Precinct 22	206	365	171	66 38.60%	69 40.35%	36 21.05%	0 0.00%
Precinct 30	1282	2858	1177	617 52.42%	304 25.83%	254 21.58%	2 0.17%
Precinct 45	530	1068	481	248 51.56%	134 27.86%	97 20.17%	2 0.42%
Total	4071	8573	3627	1743 48.06%	968 26.69%	911 25.12%	5 0.14%

I, Steve Dennison, Deschutes County Clerk, do hereby certify that the votes recorded on this report correctly summarize the tally of votes cast at the May 16, 2023 Special District Election.

Dated this 8<sup>th</sup> day of June, 2023.

  
Steve Dennison  
Deschutes County Clerk



Official Final Results  
Statement of Ballots Cast

Page: 3 of 3  
06/08/2023

Deschutes County, May 16, 2023 Special District Election  
All Precincts, All Districts, All Counter Groups, All ScanStations, Sisters School District 6, Director,  
Position 3, Sisters School District 6, Director, Position 4, All Boxes  
Total Ballots Cast: 4071, Registered Voters: 154956, Overall Turnout: 2.63%  
6 precincts reported out of 6 total

**Sisters School District 6, Director, Position 4 (Vote for 1)**  
6 precincts reported out of 6 total

Precinct	Ballots Cast	Reg. Voters	Total Votes	Over Votes	Under Votes
Precinct 14	706	1653	617	1	88
Precinct 15	1341	2620	1175	0	166
Precinct 18	6	9	6	0	0
Precinct 22	206	365	171	0	35
Precinct 30	1282	2858	1177	1	104
Precinct 45	530	1068	481	0	49
Total	4071	8573	3627	2	442

I, Steve Dennison, Deschutes County Clerk, do hereby certify that the votes recorded on this report correctly summarize the tally of votes cast at the May 16, 2023 Special District Election.

Dated this 8<sup>th</sup> day of June, 2023.

  
Steve Dennison  
Deschutes County Clerk



Official Final Results  
Statement of Ballots Cast

Deschutes County, May 16, 2023 Special District Election

All Precincts, All Districts, All Counter Groups, All ScanStations, 9-161, Sisters School District, All Boxes


Total Ballots Cast: 4071, Registered Voters: 154956, Overall Turnout: 2.63%  
6 precincts reported out of 6 total

**9-161, Sisters School District (Vote for 1)**  
6 precincts reported out of 6 total

Precinct	Ballots Cast	Reg. Voters	Total Votes	Yes	No	Over Votes	Under Votes
Precinct 14	706	1653	677	440 64.99%	237 35.01%	0	29
Precinct 15	1341	2620	1285	910 70.82%	375 29.18%	0	56
Precinct 18	6	9	6	4 66.67%	2 33.33%	0	0
Precinct 22	206	365	201	163 81.09%	38 18.91%	0	5
Precinct 30	1282	2858	1241	1019 82.11%	222 17.89%	0	41
Precinct 45	530	1068	509	378 74.26%	131 25.74%	0	21
Total	4071	8573	3919	2914 74.36%	1005 25.64%	0	152

I, Steve Dennison, Deschutes County Clerk, do hereby certify that the votes recorded on this report correctly summarize the tally of votes cast at the May 16, 2023 Special District Election.

Dated this 8<sup>th</sup> day of June, 2023.

  
Steve Dennison  
Deschutes County Clerk

