

STATE OF OREGON ABSTRACT OF VOTES		Separate Sheets for: 1. President Vice-President				2. National committeeperson 3. Delegates at Large 4. Delegates - Districts				5. U.S. Senator and Congressperson 6. State Offices				8. State Senators 9. State Representatives				
UNDER VOTES		8	13	0	2	2	2	17	6	0	3	1	7	0	0	10	6	77
OVER VOTES		1	0	0	0	0	0	0	0	0	0	0	4	0	0	1	0	6
WRITE-INS		9	12	0	5	0	3	10	0	2	8	4	6	2	4	2	67	
CONSTITUTION - WILL CHRISTENSEN		0	9	0	1	1	1	3	0	0	0	0	1	1	1	3	21	
REPUBLICAN - MITT ROMNEY		615	1302	24	191	57	132	541	57	80	229	204	313	77	432	388	4642	
LIBERTARIAN - GARY JOHNSON		7	12	0	3	2	7	16	1	2	5	4	7	2	5	4	77	
PROGRESSIVE - ROSS C (ROCKY) ANDERSON		0	5	1	0	0	1	2	1	0	0	0	1	0	1	1	13	
PACIFIC GREEN - JILL STEIN		6	7	1	3	1	0	12	6	1	5	2	7	1	1	1	54	
DEMOCRATIC - BARACK OBAMA		238	778	11	91	33	109	477	403	107	152	118	295	52	289	148	3301	
Candidate or Measure																		
OFFICE OR MEASURE	NAME OR NO. OF PRECINCT																	
U.S. President	No. 1 Haystack																	
COUNTY	No. 2 Crooked River Ranch																	
Jefferson	No. 5 Ashwood																	
GENERAL ELECTION	No. 6 Kutcher																	
November 6, 2012	No. 8 Lyle Gap																	
BALLOT NUMBER	No. 11 Metolius																	
	No. 13 East Madras																	
	No. 14 Warm Springs																	
	No. 16 Camp Sherman																	
	No. 17 Culver																	
	No. 18 Round Butte																	
	No. 19 West Madras																	
	No. 20 Circle M																	
	No. 21 Central																	
	No. 22 Sunset																	
	TOTALS	3301	778	148	3301	148	3301	778	148	3301	778	148	3301	148	3301	778	3301	
I CERTIFY THE VOTES RECORDED ON THIS ABSTRACT CORRECTLY SUMMARIZE THE TALLY OF VOTES CAST AT THE ELECTION INDICATED.																		
ABSTRACT OF VOTES AT GENERAL AND SPECIAL ELECTIONS																		
ABSTRACT OF VOTES AT GENERAL ELECTIONS Separate sheets for Democratic, Republican, Nonpartisan and other candidates.																		

STATE OF OREGON ABSTRACT OF VOTES			Separate Sheets for:				2. National committeeperson				5. U.S. Senator and Congressperson				8. State Senators			
			1. President Vice-President				3. Delegates at Large				6. State Offices				9. State Representatives			
OFFICE OR MEASURE	COUNTY	NAME OR NO. OF PRECINCT																
U.S. Representative District #2	Jefferson																	
GENERAL ELECTION																		
November 6, 2012																		
BALLOT NUMBER																		
Candidate or Measure																		
		No. 1 Haystack	163	674	11	0	36	78	0	13	3	11	70	22	11	16	10	46
		No. 2 Crooked River Ranch	562	1467	29	2	0	0	0	0	0	0	2	0	0	0	0	2
		No. 5 Ashwood	5	30	2	0	0	0	0	0	0	0	0	0	0	0	0	0
		No. 6 Kutcher	63	218	2	0	0	13	0	0	0	0	0	0	0	0	0	0
		No. 8 Lyle Gap	18	72	3	0	0	3	0	0	0	0	0	0	0	0	0	0
		No. 11 Metolius	69	166	7	2	0	11	0	0	0	0	0	0	0	0	0	0
		No. 13 East Madras	329	656	18	3	2	70	0	0	0	0	0	0	0	0	0	0
		No. 14 Warm Springs	263	187	2	0	0	22	0	0	0	0	0	0	0	0	0	0
		No. 16 Camp Sherman	77	99	5	0	0	11	0	0	0	0	0	0	0	0	0	0
		No. 17 Culver	109	269	8	0	0	16	0	0	0	0	0	0	0	0	0	0
		No. 18 Round Butte	67	250	5	0	1	10	0	0	0	0	0	0	0	0	0	0
		No. 19 West Madras	196	378	14	7	0	46	0	0	0	0	0	0	0	0	0	0
		No. 20 Circle M	41	88	4	0	0	2	0	0	0	0	0	0	0	0	0	0
		No. 21 Central	173	530	10	0	0	31	0	0	0	0	0	0	0	0	0	0
		No. 22 Sunset	88	443	7	1	0	14	0	0	0	0	0	0	0	0	0	0
		TOTALS	2223	5527	127	15	363	3	3	3	3	3	3	3	3	3	3	3
I CERTIFY THE VOTES RECORDED ON THIS ABSTRACT CORRECTLY SUMMARIZE THE TALLY OF VOTES CAST AT THE ELECTION INDICATED.			SIGNATURE OF COUNTY CLERK				Date of Abstract				ABSTRACT OF VOTES AT GENERAL ELECTIONS Separate sheets for Democratic, Republican, Nonpartisan and other candidates.							
ABSTRACT OF VOTES AT GENERAL AND SPECIAL ELECTIONS																		

STATE OF OREGON ABSTRACT OF VOTES				Separate Sheets for:				2. National committeeperson				5. U.S. Senator and Congressperson				8. State Senators			
				1. President Vice-President				3. Delegates at Large				6. State Offices				9. State Representatives			
UNDERVOTES				51	102	0	20	5	12	76	10	23	20	45	2	44	21		
OVERVOTES				1	0	0	1	2	2	1	0	0	0	3	0	0	0		
WRITE-IN VOTES				1	0	0	1	2	4	4	0	0	0	5	0	1	2		
REPUBLICAN - KNUTE BUEHLER				578	1253	22	182	111	526	74	96	204	198	287	68	414	363		
DEMOCRATIC - KATE BROWN				237	711	13	86	114	437	360	74	155	104	270	58	265	159		
LIBERTARIAN - BRUCE ALEXANDER KNIGHT				7	26	1	3	6	9	7	4	11	4	9	6	6	6		
PROGRESSIVE - ROBERT WOLFE				4	16	1	1	6	10	2	4	7	3	7	1	7	1		
PACIFIC GREEN - SETH WOOLLEY				5	30	0	2	2	15	7	4	2	4	15	0	7	1		
Candidate or Measure																			
OFFICE OR MEASURE	COUNTY	GENERAL ELECTION	BALLOT NUMBER	NAME OR NO. OF PRECINCT															
Secretary of State	Jefferson	November 6, 2012		No. 1 Haystack															
				No. 2 Crooked River Ranch															
				No. 5 Ashwood															
				No. 6 Kutcher															
				No. 8 Lyle Gap															
				No. 11 Metolius															
				No. 13 East Madras															
				No. 14 Warm Springs															
				No. 16 Camp Sherman															
				No. 17 Culver															
				No. 18 Round Butte															
				No. 19 West Madras															
				No. 20 Circle M															
				No. 21 Central															
				No. 22 Sunset															
TOTALS				97	71	106	4431	454	9	16	3074	4431	16	9	454				
I CERTIFY THE VOTES RECORDED ON THIS ABSTRACT CORRECTLY SUMMARIZE THE TALLY OF VOTES CAST AT THE ELECTION INDICATED.				SIGNATURE OF COUNTY CLERK				Date of Abstract				ABSTRACT OF VOTES AT GENERAL ELECTIONS Separate sheets for Democratic, Republican, Nonpartisan and other candidates.							
ABSTRACT OF VOTES AT GENERAL AND SPECIAL ELECTIONS																			

STATE OF OREGON ABSTRACT OF VOTES		Separate Sheets for: 1. President Vice-President						2. National committeeperson 3. Delegates at Large 4. Delegates - Districts						5. U.S. Senator and Congressperson 6. State Offices						8. State Senators 9. State Representatives					
UNDERVOTES																									
OVERVOTES																									
WRITE-IN VOTES																									
REPUBLICAN - TOM COX																									
CONSTITUTION - MICHAEL PAUL MARSH																									
LIBERTARIAN - JOHN F MAHLER																									
PROGRESSIVE - CAMERON WHITTEN																									
DEMOCRATIC - TED WHEELER																									
OFFICE OR MEASURE	Candidate or Measure																								
State Treasurer																									
COUNTY																									
Jefferson																									
GENERAL ELECTION																									
November 6, 2012																									
BALLOT NUMBER																									
NAME OR NO. OF PRECINCT																									
No. 1 Haystack		267	811	15	92	41	125	495	366	106	171	114	300	61	313	193	3470	3470	134	134	87	3746	665		
No. 2 Crooked River Ranch																									
No. 5 Ashwood																									
No. 6 Kutcher																									
No. 8 Lyle Gap																									
No. 11 Metolius																									
No. 13 East Madras																									
No. 14 Warm Springs																									
No. 16 Camp Sherman																									
No. 17 Culver																									
No. 18 Round Butte																									
No. 19 West Madras																									
No. 20 Circle M																									
No. 21 Central																									
No. 22 Sunset																									
TOTALS																									

Date of Abstract

SIGNATURE OF COUNTY CLERK

I CERTIFY THE VOTES RECORDED ON THIS ABSTRACT
CORRECTLY SUMMARIZE THE TALLY OF VOTES CAST AT THE
ELECTION INDICATED.

ABSTRACT OF VOTES AT GENERAL ELECTIONS
Separate sheets for Democratic, Republican,
Nonpartisan and other candidates.

**ABSTRACT OF VOTES AT GENERAL AND SPECIAL
ELECTIONS**

STATE OF OREGON ABSTRACT OF VOTES		Separate Sheets for:						2. National committeeperson						5. U.S. Senator and Congressperson						8. State Senators																																																																																															
		1. President Vice-President						3. Delegates at Large 4. Delegates - Districts						6. State Offices						9. State Representatives																																																																																															
OFFICE OR MEASURE	COUNTY	Date of Abstract																																																																																																																	
Attorney General	Jefferson																																																																																																																		
GENERAL ELECTION	November 6, 2012																																																																																																																		
BALLOT NUMBER																																																																																																																			
Candidate or Measure	NAME OR NO. OF PRECINCT																																																																																																																		
	No. 1 Haystack	11	515	31	239	2	0	86	21	1145	53	770	0	1	148	2	15	0	4	2	165	9	85	2	0	33	1	46	5	35	0	9	1	95	11	113	2	0	33	22	436	33	460	3	0	124	3	54	13	373	1	0	30	1	71	4	103	0	0	13	12	175	19	153	1	0	42	2	177	6	105	0	0	43	14	238	20	291	5	1	72	2	63	8	55	0	0	7	7	365	9	288	2	0	73	4	308	11	185	1	0	44	TOTALS						105	3868	233	3270	19	2	761
		SIGNATURE OF COUNTY CLERK																																																																																																																	
		Date of Abstract																																																																																																																	
		ABSTRACT OF VOTES AT GENERAL ELECTIONS Separate sheets for Democratic, Republican, Nonpartisan and other candidates.																																																																																																																	
		ABSTRACT OF VOTES AT GENERAL AND SPECIAL ELECTIONS																																																																																																																	

I CERTIFY THE VOTES RECORDED ON THIS ABSTRACT
CORRECTLY SUMMARIZE THE TALLY OF VOTES CAST AT THE
ELECTION INDICATED.

STATE OF OREGON ABSTRACT OF VOTES		Separate Sheets for:				2. National committeeperson				5. U.S. Senator and Congressperson				8. State Senators					
		1. President Vice-President				3. Delegates at Large				6. State Offices				9. State Representatives					
OFFICE OR MEASURE																			
State Senator																			
District #30																			
COUNTY																			
Jefferson																			
GENERAL ELECTION																			
November 6, 2012																			
BALLOT NUMBER																			
NAME OR NO. OF PRECINCT																			
No. 1 Haystack		575	1392	28	197	66	156	698	303	108	257	219	392	89	495	375	5350	2805	
No. 2 Crooked River Ranch																			
No. 5 Ashwood																			
No. 6 Kutcher																			
No. 8 Lyle Gap																			
No. 11 Metolius																			
No. 13 East Madras																			
No. 14 Warm Springs																			
No. 16 Camp Sherman																			
No. 17 Culver																			
No. 18 Round Butte																			
No. 19 West Madras																			
No. 20 Circle M																			
No. 21 Central																			
No. 22 Sunset																			
TOTALS																			
REPUBLICAN - TED FERRIOLI		575	1392	28	197	66	156	698	303	108	257	219	392	89	495	375	5350	2805	
Candidate or Measure																			
UNDER VOTES			302			8													
OVER VOTES		0	722			92													
WRITE-INS		7	24	1	7	1	3	11	6	7	7	3	16	1	4	5	103	0	
I CERTIFY THE VOTES RECORDED ON THIS ABSTRACT CORRECTLY SUMMARIZE THE TALLY OF VOTES CAST AT THE ELECTION INDICATED.		SIGNATURE OF COUNTY CLERK																	
ABSTRACT OF VOTES AT GENERAL AND SPECIAL ELECTIONS		Date of Abstract																	
ABSTRACT OF VOTES AT GENERAL ELECTIONS Separate sheets for Democratic, Republican, Nonpartisan and other candidates.																			

STATE OF OREGON ABSTRACT OF VOTES				Separate Sheets for:				2. National committee person				5. U.S. Senator and Congressperson				8. State Senators						
				1. President Vice-President				3. Delegates at Large				4. Delegates - Districts				6. State Offices				9. State Representatives		
UNDER VOTES				101	215	2	31	7	39	150	63	26	58	48	79	11	77	42	949	Date of Abstract	SIGNATURE OF COUNTY CLERK	ABSTRACT OF VOTES AT GENERAL ELECTIONS Separate sheets for Democratic, Republican, Nonpartisan and other candidates.
OVER VOTES				1	1	0	0	0	0	0	0	0	0	0	0	0	0	2				
WRITE-INS				0	0	0	0	0	1	2	2	1	1	1	6	1	1	0	16			
REBPULICAN - JOHN E HUFFMAN				599	1305	28	208	66	132	609	120	87	229	217	342	78	478	402	4900			
DEMOCRATIC - GARY L OLLERENSHAW				183	617	7	57	23	83	317	289	78	114	67	214	45	188	109	2391			
Candidate or Measure																						
OFFICE OR MEASURE	State Representative	District #59	COUNTY																			
	Jefferson																					
GENERAL ELECTION																						
November 6, 2012																						
BALLOT NUMBER																						
NAME OR NO. OF PRECINCT																						
No. 1 Haystack																						
No. 2 Crooked River Ranch																						
No. 5 Ashwood																						
No. 6 Kutcher																						
No. 8 Lyle Gap																						
No. 11 Metolius																						
No. 13 East Madras																						
No. 14 Warm Springs																						
No. 16 Camp Sherman																						
No. 17 Culver																						
No. 18 Round Butte																						
No. 19 West Madras																						
No. 20 Circle M																						
No. 21 Central																						
No. 22 Sunset																						
TOTALS																						
I CERTIFY THE VOTES RECORDED ON THIS ABSTRACT CORRECTLY SUMMARIZE THE TALLY OF VOTES CAST AT THE ELECTION INDICATED.																						
ABSTRACT OF VOTES AT GENERAL AND SPECIAL ELECTIONS																						

STATE OF OREGON ABSTRACT OF VOTES		Separate Sheets for:						2. National committeeperson					5. U.S. Senator and Congressperson				8. State Senators		
		1. President		3. Delegates at Large		4. Delegates - Districts		6. State Offices					9. State Representatives						
UNDER VOTES			365	727	15	107	36	95	364	110	63	120	141	204	48	267	186	2848	
OVER VOTES			0	0	0	0	0	0	0	0	0	0	0	0	0	0	0	0	
WRITE-INS			2	10	0	1	0	0	3	1	1	1	8	1	0	2	0	31	
JUDGE OF THE COURT OF APPEALS, POSITION 6 TIM VOLPERT			152	456	8	57	22	41	242	127	53	95	56	145	28	177	118	1777	
JUDGE OF THE COURT OF APPEALS, POSITION 6 JAMES C EGAN			365	945	14	131	38	119	469	236	75	186	135	284	58	300	247	3602	
UNDER VOTES			300	633	11	99	33	82	340	99	58	106	124	162	43	242	171	2503	
OVER VOTES			0	0	1	0	0	0	0	0	0	0	0	0	0	0	0	1	
WRITE-INS			7	6	0	1	0	1	4	2	1	3	0	8	1	0	3	37	
JUDGE OF THE SUPREME COURT, POSITION 3 NENA COOK			285	784	19	89	31	88	364	224	56	153	109	223	39	257	198	2919	
JUDGE OF THE SUPREME COURT, POSITION 3 RICHARD C BALDWIN			292	715	6	107	32	84	370	149	77	140	100	248	52	245	181	2798	
OFFICE OR MEASURE	NAME OR NO. OF PRECINCT																		
Nonpartisan State Judiciary	No. 1 Haystack																		
COUNTY	No. 2 Crooked River Ranch																		
Jefferson	No. 5 Ashwood																		
GENERAL ELECTION	No. 6 Kutcher																		
November 6, 2012	No. 8 Lyle Gap																		
BALLOT NUMBER	No. 11 Metolius																		
	No. 13 East Madras																		
	No. 14 Warm Springs																		
	No. 16 Camp Sherman																		
	No. 17 Culver																		
	No. 18 Round Butte																		
	No. 19 West Madras																		
	No. 20 Circle M																		
	No. 21 Central																		
	No. 22 Sunset																		
	TOTALS																		
I CERTIFY THE VOTES RECORDED ON THIS ABSTRACT CORRECTLY SUMMARIZE THE TALLY OF VOTES CAST AT THE ELECTION INDICATED.		SIGNATURE OF COUNTY CLERK			Date of Abstract			ABSTRACT OF VOTES AT GENERAL ELECTIONS Separate sheets for Democratic, Republican, Nonpartisan and other candidates.											
								ABSTRACT OF VOTES AT GENERAL AND SPECIAL ELECTIONS											

OFFICE OR MEASURE		STATE OF OREGON		Separate Sheets for:				2. National committeeperson				5. U.S. Senator and Congressperson				8. State Senators					
		ABSTRACT OF VOTES		1. President Vice-President				3. Delegates at Large				6. State Offices				9. State Representatives					
County Treasurer	COUNTY	GENERAL ELECTION		November 6, 2012		BALLOT NUMBER		NAME OR NO. OF PRECINCT													
	Jefferson																				
	DEENA M. GOSS																				
Candidate or Measure																					
No. 1 Haystack																					
No. 2 Crooked River Ranch																					
No. 5 Ashwood																					
No. 6 Kutcher																					
No. 8 Lyle Gap																					
No. 11 Metolius																					
No. 13 East Madras																					
No. 14 Warm Springs																					
No. 16 Camp Sherman																					
No. 17 Culver																					
No. 18 Round Butte																					
No. 19 West Madras																					
No. 20 Circle M																					
No. 21 Central																					
No. 22 Sunset																					
TOTALS																					

Date of Abstract

SIGNATURE OF COUNTY CLERK

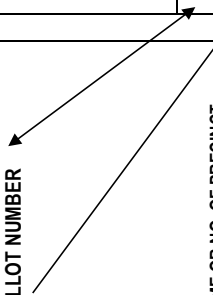
I CERTIFY THE VOTES RECORDED ON THIS ABSTRACT CORRECTLY SUMMARIZE THE TALLY OF VOTES CAST AT THE ELECTION INDICATED.

ABSTRACT OF VOTES AT GENERAL ELECTIONS
Separate sheets for Democratic, Republican, Nonpartisan and other candidates.

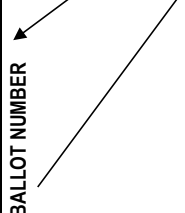
ABSTRACT OF VOTES AT GENERAL AND SPECIAL ELECTIONS

STATE OF OREGON ABSTRACT OF VOTES					Separate Sheets for:				2. National committee person				5. U.S. Senator and Congressperson				8. State Senators								
					1. President Vice-President				3. Delegates at Large				4. Delegates - Districts				6. State Offices				9. State Representatives				
OFFICE OR MEASURE	COUNTY	COUNTY	GENERAL ELECTION	NOVEMBER 6, 2012	BALLOT NUMBER	NAME OR NO. OF PRECINCT	464	1160	24	183	62	146	677	311	95	242	206	393	83	457	352	4855	SIGNATURE OF COUNTY CLERK	DATE OF ABSTRACT	ABSTRACT OF VOTES AT GENERAL ELECTIONS Separate sheets for Democratic, Republican, Nonpartisan and other candidates.
County Assessor																									
Jefferson																									ABSTRACT OF VOTES AT GENERAL AND SPECIAL ELECTIONS
GENERAL ELECTION																									
November 6, 2012																									ABSTRACT OF VOTES AT GENERAL AND SPECIAL ELECTIONS
Candidate or Measure																									
UNDER VOTES																									ABSTRACT OF VOTES AT GENERAL AND SPECIAL ELECTIONS
OVER VOTES																									
WRITIE-INS																									ABSTRACT OF VOTES AT GENERAL AND SPECIAL ELECTIONS
JEAN McCLOSKEY																									
																									ABSTRACT OF VOTES AT GENERAL AND SPECIAL ELECTIONS
																									ABSTRACT OF VOTES AT GENERAL AND SPECIAL ELECTIONS
TOTALS																									
I CERTIFY THE VOTES RECORDED ON THIS ABSTRACT CORRECTLY SUMMARIZE THE TALLY OF VOTES CAST AT THE ELECTION INDICATED.																									

OFFICE OR MEASURE		STATE OF OREGON ABSTRACT OF VOTES										Separate Sheets for:		2. National committeeperson		5. U.S. Senator and Congressperson		8. State Senators	
												1. President Vice-President		3. Delegates at Large		6. State Offices		9. State Representatives	
City of Metolius																			
COUNTY																			
Jefferson																			
GENERAL ELECTION																			
November 6, 2012																			
BALLOT NUMBER																			
NAME OR NO. OF PRECINCT																			
METOLIUS CITY COUNCILOR UNDERVOTES																			
No. 1 Haystack																			
No. 2 Crooked River Ranch																			
No. 5 Ashwood																			
No. 6 Kutcher																			
No. 8 Lyle Gap																			
No. 11 Metolius												708							
No. 13 East Madras																			
No. 14 Warm Springs																			
No. 16 Camp Sherman																			
No. 17 Culver																			
No. 18 Round Butte																			
No. 19 West Madras																			
No. 20 Circle M																			
No. 21 Central																			
No. 22 Sunset																			
TOTALS												708							
I CERTIFY THE VOTES RECORDED ON THIS ABSTRACT CORRECTLY SUMMARIZE THE TALLY OF VOTES CAST AT THE ELECTION INDICATED.																			
ABSTRACT OF VOTES AT GENERAL AND SPECIAL ELECTIONS																		ABSTRACT OF VOTES AT GENERAL ELECTIONS Separate sheets for Democratic, Republican, Nonpartisan and other candidates.	




STATE OF OREGON ABSTRACT OF VOTES		Separate Sheets for:						2. National committeeperson				5. U.S. Senator and Congressperson				8. State Senators			
		1. President		3. Delegates at Large		4. Delegates - Districts		6. State Offices				9. State Representatives							
OFFICE OR MEASURE		YES	NO																
State Measures																			
COUNTY																			
Jefferson																			
GENERAL ELECTION																			
November 6, 2012																			
BALLOT NUMBER																			
NAME OR NO. OF PRECINCT																			
No. 1 Haystack		328	475	0	81	143	2	22	6	20	100	27	15	28	20	68	13	58	29
No. 2 Crooked River Ranch		949	1043	3	143	3	0	2	6	20	100	27	15	28	20	68	13	58	29
No. 5 Ashwood		9	26	0	81	143	2	22	6	20	100	27	15	28	20	68	13	58	29
No. 6 Kutcher		136	138	0	81	143	2	22	6	20	100	27	15	28	20	68	13	58	29
No. 8 Lyle Gap		36	54	0	81	143	2	22	6	20	100	27	15	28	20	68	13	58	29
No. 11 Metolius		97	138	0	81	143	2	22	6	20	100	27	15	28	20	68	13	58	29
No. 13 East Madras		536	440	2	81	143	2	22	6	20	100	27	15	28	20	68	13	58	29
No. 14 Warm Springs		251	196	0	81	143	2	22	6	20	100	27	15	28	20	68	13	58	29
No. 16 Camp Sherman		113	64	0	81	143	2	22	6	20	100	27	15	28	20	68	13	58	29
No. 17 Culver		181	193	0	81	143	2	22	6	20	100	27	15	28	20	68	13	58	29
No. 18 Round Butte		148	164	1	81	143	2	22	6	20	100	27	15	28	20	68	13	58	29
No. 19 West Madras		326	246	1	81	143	2	22	6	20	100	27	15	28	20	68	13	58	29
No. 20 Circle M		69	53	0	81	143	2	22	6	20	100	27	15	28	20	68	13	58	29
No. 21 Central		360	326	0	81	143	2	22	6	20	100	27	15	28	20	68	13	58	29
No. 22 Sunset		238	286	0	81	143	2	22	6	20	100	27	15	28	20	68	13	58	29
TOTALS		3777	3842	7	632	4760	2795	9	694										
I CERTIFY THE VOTES RECORDED ON THIS ABSTRACT CORRECTLY SUMMARIZE THE TALLY OF VOTES CAST AT THE ELECTION INDICATED.		SIGNATURE OF COUNTY CLERK																	
ABSTRACT OF VOTES AT GENERAL AND SPECIAL ELECTIONS		ABSTRACT OF VOTES AT GENERAL ELECTIONS Separate sheets for Democratic, Republican, Nonpartisan and other candidates.																	



STATE OF OREGON ABSTRACT OF VOTES		Separate Sheets for:					2. National committeeperson				5. U.S. Senator and Congressperson				8. State Senators			
		1. President Vice-President					3. Delegates at Large				6. State Offices				9. State Representatives			
OFFICE OR MEASURE	COUNTY	NAME OR NO. OF PRECINCT	MEASURE #85		DATE OF ABSTRACT	SIGNATURE OF COUNTY CLERK	DATE OF ABSTRACT	ABSTRACT OF VOTES AT GENERAL ELECTIONS Separate sheets for Democratic, Republican, Nonpartisan and other candidates.	ABSTRACT OF VOTES AT GENERAL AND SPECIAL ELECTIONS									
			UNDER VOTES	OVER VOTES														
MEASURE #85 UNDER VOTES			58	107														
MEASURE #85 OVER VOTES			1	3														
MEASURE #85			507	1076														
AMENDS CONSTITUTION: ALLOCATES CORPORATE INCOME/EXCISE TAX "KICKER" REFUND.....		YES	318	952														
		NO	507	1076														
			15	22														
			114	162														
			36	54														
			112	127														
			545	455														
			318	128														
			109	77														
			179	204														
			107	207														
			345	242														
			62	66														
			325	371														
			226	301														
TOTALS			3763	3999														
I CERTIFY THE VOTES RECORDED ON THIS ABSTRACT CORRECTLY SUMMARIZE THE TALLY OF VOTES CAST AT THE ELECTION INDICATED.																		

OFFICE OR MEASURE
State Measures
COUNTY
Jefferson
GENERAL ELECTION
November 6, 2012
BALLOT NUMBER



OFFICE OR MEASURE		NAME OR NO. OF PRECINCT		Separate Sheets for:				2. National committee person				5. U.S. Senator and Congressperson				8. State Senators			
				1. President Vice-President				3. Delegates at Large				6. State Offices				9. State Representatives			
Local Measures																			
COUNTY	GENERAL ELECTION	BALLOT NUMBER		YES	NO													Date of Abstract	
Jefferson	November 6, 2012																		
MADRAS AQUATIC CENTER DISTRICT FIVE-YEAR OPERATION LOCAL OPTION TAX				8	33	2	156	38	162	514	321			112	275	54	307	228	
BALLOT MEASURE #16-66 UNDER VOTES						1	0	10	2	8	35	17			5	34	3	18	10
BALLOT MEASURE #16-66 OVER VOTES						0	0	0	1	0	2	0			0	0	0	0	0
BALLOT MEASURE #16-66						33	2	156	55	162	527	136			216	332	78	419	315
TOTALS				2074	2431														143
				SIGNATURE OF COUNTY CLERK												Date of Abstract			
				I CERTIFY THE VOTES RECORDED ON THIS ABSTRACT CORRECTLY SUMMARIZE THE TALLY OF VOTES CAST AT THE ELECTION INDICATED.												ABSTRACT OF VOTES AT GENERAL ELECTIONS Separate sheets for Democratic, Republican, Nonpartisan and other candidates.			
				ABSTRACT OF VOTES AT GENERAL AND SPECIAL ELECTIONS															

STATE OF OREGON ABSTRACT OF VOTES		Separate Sheets for:					2. National committeeperson					5. U.S. Senator and Congressperson					8. State Senators				
		1. President Vice-President					3. Delegates at Large 4. Delegates - Districts					6. State Offices					9. State Representatives				
OFFICE OR MEASURE		NAME OR NO. OF PRECINCT		Date of Abstract		SIGNATURE OF COUNTY CLERK		ABSTRACT OF VOTES AT GENERAL ELECTIONS													
Soil & Water Zones 5 & At Large		No. 1 Haystack		414	1036	20	86	30	118	431	163	110	167	136	249	49	291	210	3510	ABSTRACT OF VOTES AT GENERAL ELECTIONS Separate sheets for Democratic, Republican, Nonpartisan and other candidates.	
COUNTY		No. 2 Crooked River Ranch		1	0	0	0	0	0	0	0	0	0	0	0	0	0	0	1		
Jefferson		No. 5 Ashwood		2	8	1	1	2	2	4	5	2	1	1	9	1	1	1	41	ABSTRACT OF VOTES AT GENERAL AND SPECIAL ELECTIONS	
GENERAL ELECTION		No. 6 Kutcher		467	1094	16	209	64	135	643	306	80	234	196	383	85	452	342	4706		
November 6, 2012		No. 8 Lyle Gap		375	1037	22	113	41	121	469	171	112	148	142	254	60	320	231	3616		
BALLOT NUMBER		No. 11 Metolius		0	1	0	0	0	0	0	0	0	0	0	0	0	0	0	1	I CERTIFY THE VOTES RECORDED ON THIS ABSTRACT CORRECTLY SUMMARIZE THE TALLY OF VOTES CAST AT THE ELECTION INDICATED.	
COUNTY		No. 13 East Madras		1	11	1	2	0	3	6	4	2	3	1	9	0	1	2	46		
Soil & Water Zones 5 & At Large		No. 14 Warm Springs		508	1089	14	181	55	131	603	299	78	251	190	378	75	423	320	4595	ABSTRACT OF VOTES AT GENERAL AND SPECIAL ELECTIONS	
COUNTY		No. 16 Camp Sherman		1	11	1	2	0	3	6	4	2	3	1	9	0	1	2	46		
GENERAL ELECTION		No. 17 Culver		467	1094	16	209	64	135	643	306	80	234	196	383	85	452	342	4706		
November 6, 2012		No. 18 Round Butte		375	1037	22	113	41	121	469	171	112	148	142	254	60	320	231	3616		
BALLOT NUMBER		No. 19 West Madras		0	1	0	0	0	0	0	0	0	0	0	0	0	0	0	1	I CERTIFY THE VOTES RECORDED ON THIS ABSTRACT CORRECTLY SUMMARIZE THE TALLY OF VOTES CAST AT THE ELECTION INDICATED.	
COUNTY		No. 20 Circle M		1	11	1	2	0	3	6	4	2	3	1	9	0	1	2	46		
Soil & Water Zones 5 & At Large		No. 21 Central		508	1089	14	181	55	131	603	299	78	251	190	378	75	423	320	4595	ABSTRACT OF VOTES AT GENERAL AND SPECIAL ELECTIONS	
COUNTY		No. 22 Sunset		1	11	1	2	0	3	6	4	2	3	1	9	0	1	2	46		
GENERAL ELECTION		TOTALS		467	1094	16	209	64	135	643	306	80	234	196	383	85	452	342	4706		
November 6, 2012				375	1037	22	113	41	121	469	171	112	148	142	254	60	320	231	3616		
BALLOT NUMBER				0	1	0	0	0	0	0	0	0	0	0	0	0	0	0	1	I CERTIFY THE VOTES RECORDED ON THIS ABSTRACT CORRECTLY SUMMARIZE THE TALLY OF VOTES CAST AT THE ELECTION INDICATED.	
COUNTY				1	11	1	2	0	3	6	4	2	3	1	9	0	1	2	46		
GENERAL ELECTION				467	1094	16	209	64	135	643	306	80	234	196	383	85	452	342	4706		
November 6, 2012				375	1037	22	113	41	121	469	171	112	148	142	254	60	320	231	3616		
BALLOT NUMBER				0	1	0	0	0	0	0	0	0	0	0	0	0	0	0	1	I CERTIFY THE VOTES RECORDED ON THIS ABSTRACT CORRECTLY SUMMARIZE THE TALLY OF VOTES CAST AT THE ELECTION INDICATED.	
COUNTY				1	11	1	2	0	3	6	4	2	3	1	9	0	1	2	46		
GENERAL ELECTION				467	1094	16	209	64	135	643	306	80	234	196	383	85	452	342	4706		
November 6, 2012				375	1037	22	113	41	121	469	171	112	148	142	254	60	320	231	3616		
BALLOT NUMBER				0	1	0	0	0	0	0	0	0	0	0	0	0	0	0	1	I CERTIFY THE VOTES RECORDED ON THIS ABSTRACT CORRECTLY SUMMARIZE THE TALLY OF VOTES CAST AT THE ELECTION INDICATED.	
COUNTY				1	11	1	2	0	3	6	4	2	3	1	9	0	1	2	46		
GENERAL ELECTION				467	1094	16	209	64	135	643	306	80	234	196	383	85	452	342	4706		
November 6, 2012				375	1037	22	113	41	121	469	171	112	148	142	254	60	320	231	3616		
BALLOT NUMBER				0	1	0	0	0	0	0	0	0	0	0	0	0	0	0	1	I CERTIFY THE VOTES RECORDED ON THIS ABSTRACT CORRECTLY SUMMARIZE THE TALLY OF VOTES CAST AT THE ELECTION INDICATED.	
COUNTY				1	11	1	2	0	3	6	4	2	3	1	9	0	1	2	46		
GENERAL ELECTION				467	1094	16	209	64	135	643	306	80	234	196	383	85	452	342	4706		
November 6, 2012				375	1037	22	113	41	121	469	171	112	148	142	254	60	320	231	3616		
BALLOT NUMBER				0	1	0	0	0	0	0	0	0	0	0	0	0	0	0	1	I CERTIFY THE VOTES RECORDED ON THIS ABSTRACT CORRECTLY SUMMARIZE THE TALLY OF VOTES CAST AT THE ELECTION INDICATED.	
COUNTY				1	11	1	2	0	3	6	4	2	3	1	9	0	1	2	46		
GENERAL ELECTION				467	1094	16	209	64	135	643	306	80	234	196	383	85	452	342	4706		
November 6, 2012				375	1037	22	113	41	121	469	171	112	148	142	254	60	320	231	3616		
BALLOT NUMBER				0	1	0	0	0	0	0	0	0	0	0	0	0	0	0	1	I CERTIFY THE VOTES RECORDED ON THIS ABSTRACT CORRECTLY SUMMARIZE THE TALLY OF VOTES CAST AT THE ELECTION INDICATED.	
COUNTY				1	11	1	2	0	3	6	4	2	3	1	9	0	1	2	46		
GENERAL ELECTION				467	1094	16	209	64	135	643	306	80	234	196	383	85	452	342	4706		
November 6, 2012				375	1037	22	113	41	121	469	171	112	148	142	254	60	320	231	3616		
BALLOT NUMBER				0	1	0	0	0	0	0	0	0	0	0	0	0	0	0	1	I CERTIFY THE VOTES RECORDED ON THIS ABSTRACT CORRECTLY SUMMARIZE THE TALLY OF VOTES CAST AT THE ELECTION INDICATED.	
COUNTY				1	11	1	2	0	3	6	4	2	3	1	9	0	1	2	46		
GENERAL ELECTION				467	1094	16	209	64	135	643	306	80	234	196	383	85	452	342	4706		
November 6, 2012				375	1037	22	113	41	121	469	171	112	148	142	254	60	320	231	3616		
BALLOT NUMBER				0	1	0	0	0	0	0	0	0	0	0	0	0	0	0	1	I CERTIFY THE VOTES RECORDED ON THIS ABSTRACT CORRECTLY SUMMARIZE THE TALLY OF VOTES CAST AT THE ELECTION INDICATED.	
COUNTY				1	11	1	2	0	3	6	4	2	3	1	9	0	1	2	46		
GENERAL ELECTION				467	1094	16	209	64	135	643	306	80	234	196	383	85	452	342	4706		
November 6, 2012				375	1037	22	113	41	121	469	171	112	148	142	254	60	320	231	3616		
BALLOT NUMBER				0	1	0	0	0	0	0	0	0	0	0	0	0	0	0	1	I CERTIFY THE VOTES RECORDED ON THIS ABSTRACT CORRECTLY SUMMARIZE THE TALLY OF VOTES CAST AT THE ELECTION INDICATED.	
COUNTY				1	11	1	2	0	3	6	4	2	3	1	9	0	1	2	46		
GENERAL ELECTION				467	1094	16	209	64	135	643	306	80	234	196	383	85	452	342	4706		
November 6, 2012				375	1037	22	113	41	121	469	171	112	148	142	254	60	320	231	3616		
BALLOT NUMBER				0	1	0	0	0	0	0	0	0	0	0	0	0	0	0	1	I CERTIFY THE VOTES RECORDED ON THIS ABSTRACT CORRECTLY SUMMARIZE THE TALLY OF VOTES CAST AT THE ELECTION INDICATED.	
COUNTY				1	11	1	2	0	3	6	4	2	3	1	9	0	1	2	46		
GENERAL ELECTION				467	1094	16	209	64	135	643	306	80	234	196	383	85	452	342	4706		
November 6, 2012				375	1037	22	113	41	121	469	171	112	148	142	254	60	320	231	3616		
BALLOT NUMBER				0	1	0	0	0	0	0	0	0	0	0	0	0	0	0	1	I CERTIFY THE VOTES RECORDED ON THIS ABSTRACT CORRECTLY SUMMARIZE THE TALLY OF VOTES CAST AT THE ELECTION INDICATED.	
COUNTY				1	11	1	2	0	3	6	4	2	3	1	9	0	1	2	46		
GENERAL ELECTION				467	1094	16	209	64	135	643	306	80	234	196	383	85	452	342	4706		
November 6, 2012				375	1037	22	113	41	121	469	171	112	148	142	254	60	320	231	3616		
BALLOT NUMBER				0	1	0	0	0	0	0	0	0	0	0	0	0	0	0	1	I CERTIFY THE VOTES RECORDED ON THIS ABSTRACT CORRECTLY SUMMARIZE THE TALLY OF VOTES CAST AT THE ELECTION INDICATED.	
COUNTY				1	11	1	2	0	3	6	4	2	3	1	9	0	1	2	46		
GENERAL ELECTION				467	1094	16	209	64	135	643	306	80	234	196	383	85	452	342	4706		
November 6, 2012				375	1037	22	113	41	121	469	171	112	148	142	254	60	320	231	3616		
BALLOT NUMBER				0	1	0	0	0	0	0	0	0	0	0	0	0	0	0	1	I CERTIFY THE VOTES RECORDED ON THIS ABSTRACT CORRECTLY SUMMARIZE THE TALLY OF VOTES CAST AT THE ELECTION INDICATED.	
COUNTY				1	11	1	2	0	3	6	4	2	3	1	9	0	1	2	46		
GENERAL ELECTION				467	1094	16	209	64	135	643	306	80	234	196	383	85	452	342	4706		
November 6, 2012				375	1037	22	113	41	121	469	171	112	148	142	254	60	320	231	3616		
BALLOT NUMBER				0	1	0	0	0	0	0	0	0	0	0	0	0	0	0	1	I CERTIFY THE VOTES RECORDED ON THIS ABSTRACT CORRECTLY SUMMARIZE THE TALLY OF VOTES CAST AT THE ELECTION INDICATED.	
COUNTY				1	11	1	2	0	3	6	4	2	3	1	9	0	1	2	46		
GENERAL ELECTION				467	1094	16	209	64	135												