



# BALLOT COUNT REPORT

SEL 904

rev 06/22  
ORS 254.074(3) & OAR 165-007-0550 (7)

 This information must be submitted for each election.  
Terms used can be found in OAR 165-007-0550

 **DUE** | At the time of certification please submit a record of the following items to the Elections Division.

Jefferson


COUNTY

11/08/2022

ELECTION DATE

1	Number of ballot envelopes received	<u>10221</u>
2	Number of ballot envelopes accepted	<u>10082</u>
2a	Number of ballot envelopes accepted after Election Day Deadline with present and legible postmarks	<u>119</u>
2b	Number of ballot envelopes accepted after Election Day Deadline without present and legible postmarks	<u>5</u>
3	Number of ballot envelopes not accepted	<u>139</u>
4	Number of ballot envelopes rejected	<u>9</u>
4a	Number of ballot envelopes rejected after Election Day Deadline because of an untimely postmark	<u>15</u>
5	Total number of tallied ballots	<u>10082</u>


Signed

  
County Elections Official

December 1, 2022  
Date

STATISTICS

	Registered	Ballots Cast - Total	Ballots Cast - Blank	Voter Turnout - Total
HAYSTACK (01)	0	1,031	0	0%
CROOKED RIVER RANCH (02)	0	3,012	1	0%
ASHWOOD (05)	0	40	0	0%
KUTCHER (06)	0	101	0	0%
LYLE GAP (08)	0	12	0	0%
METOLUS (11)	0	351	0	0%
EAST MADRAS (13)	0	1,304	0	0%
WARM SPRINGS (14)	0	417	0	0%
SUTTLE LAKE (15)	0	3	0	0%
CAMP SHERMAN (16)	0	222	0	0%
CULVER (17)	0	591	1	0%
ROUND BUTTE (18)	0	392	1	0%
WEST MADRAS (19)	0	809	2	0%
CIRCLE M (20)	0	123	0	0%
CENTRAL (21)	0	780	0	0%
SUNSET (22)	0	536	0	0%
AGENCY PLAINS (23)	0	358	0	0%
<b>Totals</b>	<b>0</b>	<b>10,082</b>	<b>5</b>	<b>0%</b>




*Stephanie Sander* 12/1/22

US Senator Federal  
 VOTE FOR 1

17 of 17 Precincts Reporting


	REP Jo Rae Perkins	PGP Dan Palfy	DEM Ron Wyden	PRO Chris Henry	Write-in Totals	Overvotes	Undervotes	Contest Total
HAYSTACK (01)	733	7	265	9	2	0	15	1,031
CROOKED RIVER RANCH (02)	1,924	26	984	18	5	0	55	3,012
ASHWOOD (05)	28	0	11	0	0	0	1	40
KUTCHER (06)	78	2	19	0	0	0	2	101
LYLE GAP (08)	7	0	3	0	0	0	2	12
METOLIUS (11)	206	1	129	8	0	0	7	351
EAST MADRAS (13)	740	14	502	24	3	0	21	1,304
WARM SPRINGS (14)	62	6	335	9	1	0	4	417
SUTTLE LAKE (15)								
CAMP SHERMAN (16)	73	2	142	1	0	0	4	222
CULVER (17)	379	6	178	11	0	0	17	591
ROUND BUTTE (18)	266	5	107	6	0	1	7	392
WEST MADRAS (19)	427	7	336	24	1	0	14	809
CIRCLE M (20)	82	1	39	0	0	0	1	123
CENTRAL (21)	493	4	262	6	0	0	15	780
SUNSET (22)	344	2	174	6	0	0	10	536
AGENCY PLAINS (23)	241	1	108	2	0	0	6	358
<b>Totals</b>	<b>6,083</b>	<b>84</b>	<b>3,597</b>	<b>124</b>	<b>12</b>	<b>1</b>	<b>181</b>	<b>10,082</b>



*Handwritten signature*  
 11/21/22

US Representative, 2nd District US Representative, 2nd District US Representative, 5th District US Representative, 5th District

	16 of 16 Precincts Reporting				1 of 1 Precincts Reporting							
	DEM Joe Yetter	REP Cliff S Bentz	Write-in Totals	Overvotes	Undervotes	Contest Total	REP Lori Chavez-DeRemer	DEM Jamie McLeod-Skinner	Write-in Totals	Overvotes	Undervotes	Contest Total
HAYSTACK (01)	187	811	1	0	32	1,031						
CROOKED RIVER RANCH (02)	815	2,065	2	0	130	3,012						
ASHWOOD (05)	10	28	0	0	2	40						
KITCHER (06)	13	84	0	0	4	101						
LYLE GAP (08)	2	9	0	0	1	12						
METOLJUS (11)	102	225	1	0	23	351						
EAST MADRAS (13)	423	808	6	0	67	1,304						
WARM SPRINGS (14)	298	90	2	0	27	417						
SUTTLE LAKE (15)												
CAMP SHERMAN (16)	133	80	0	0	9	222						
CULVER (17)	153	404	3	0	31	591						
ROUND BUTTE (18)	85	296	0	0	11	392						
WEST MADRAS (19)	291	478	0	0	40	809						
CIRCLE M (20)	28	88	0	0	7	123						
CENTRAL (21)	197	552	1	0	30	780						
SUNSET (22)	134	374	0	0	28	536						
AGENCY PLAINS (23)	65	287	0	0	6	358						
<b>Totals</b>	<b>2,936</b>	<b>6,679</b>	<b>16</b>	<b>0</b>	<b>448</b>	<b>10,079</b>	<b>0</b>	<b>3</b>	<b>0</b>	<b>0</b>	<b>0</b>	<b>3</b>




*Christina Spangler 12/01/22*

Governor Statewide Partisan

NOTE FOR 1


17 of 17 Precincts Reporting

	DEM Tina Kotek	CON Donice Noelle Smith	LBT R Leon Noble	NAV Betsy Johnson	REP Christine Drazen	Write-In Totals	Overvotes	Undervotes	Contest Total
HAYSTACK (01)	132	3	9	111	767	3	0	6	1,031
CROOKED RIVER RANCH (02)	642	19	8	344	1,963	6	0	30	3,012
ASHWOOD (05)	4	2	0	7	26	0	0	1	40
KUTCHER (06)	11	0	1	13	76	0	0	0	101
LYLE GAP (08)	0	0	0	1	10	0	0	1	12
METOLIUS (11)	81	1	1	53	211	0	0	4	351
EAST MADRAS (13)	364	18	3	157	745	2	0	15	1,304
WARM SPRINGS (14)	280	6	4	51	70	2	0	4	417
SUTTLE LAKE (15)									
CAMP SHERMAN (16)	109	0	2	39	71	0	0	1	222
CULVER (17)	130	5	1	54	392	1	0	8	591
ROUND BUTTE (18)	49	3	2	51	280	0	1	6	392
WEST MADRAS (19)	234	9	7	105	436	4	0	14	809
CIRCLE M (20)	24	0	5	9	84	1	0	0	123
CENTRAL (21)	151	6	1	104	513	0	0	5	780
SUNSET (22)	110	2	1	70	347	0	0	6	536
AGENCY PLAINS (23)	53	0	0	42	260	0	0	3	358
<b>Totals</b>	<b>2,376</b>	<b>74</b>	<b>45</b>	<b>1,212</b>	<b>6,251</b>	<b>19</b>	<b>1</b>	<b>104</b>	<b>10,082</b>



*Christine Drazen*  
 12/01/22

	State Representative, 57th District House District 57				State Representative, 59th District House District 59						
	VOTE FOR 1				VOTE FOR 1						
	2 of 2 Precincts Reporting				15 of 15 Precincts Reporting						
	REP Greg Smith	Write-In Totals	Overvotes	Undervotes	Contest Total	REP Vikki Breese-Iverson	DEM Lawrence Jones	Write-In Totals	Overvotes	Undervotes	Contest Total
HAYSTACK (01)						801	194	0	0	36	1,031
CROOKED RIVER RANCH (02)						2,075	808	3	0	126	3,012
ASHWOOD (05)						32	8	0	0	0	40
KUTCHER (06)						79	19	0	0	3	101
LYLE GAP (08)						9	0	0	0	3	12
METOLIUS (11)						219	107	0	0	25	351
EAST MADRAS (13)						799	430	3	0	72	1,304
WARM SPRINGS (14)	299	19	0	99	417						
SUTTLE LAKE (15)											
CAMP SHERMAN (16)											
CULVER (17)						81	136	0	0	5	222
ROUND BUTTE (18)						410	156	2	0	23	591
WEST MADRAS (19)						295	81	1	0	15	392
CIRCLE M (20)						485	283	1	0	40	809
CENTRAL (21)						95	24	0	0	4	123
SUNSET (22)						557	190	2	0	31	780
AGENCY PLAINS (23)	279	4	0	75	358	377	136	0	0	23	536
<b>Totals</b>	<b>578</b>	<b>23</b>	<b>0</b>	<b>174</b>	<b>775</b>	<b>6,314</b>	<b>2,575</b>	<b>12</b>	<b>0</b>	<b>406</b>	<b>9,307</b>



*Stephan*  
 12/01/22


Commissioner of the Bureau of Labor and Industries Statewide  
 Nonpartisan  
 VOTE FOR 1

17 of 17 Precincts Reporting

Judge of the Court of Appeals, Position 10  
 Statewide Nonpartisan  
 VOTE FOR 1

17 of 17 Precincts Reporting

	Christina E Stephenson	Cheri Heit	Write-In Totals	Overvotes	Undervotes	Contest Total	Kristina Hellman	Write-In Totals	Overvotes	Undervotes	Contest Total
HAYSTACK (01)	277	512	4	0	238	1,031	610	7	0	414	1,031
CROOKED RIVER RANCH (02)	919	1,439	16	0	638	3,012	1,854	37	0	1,121	3,012
ASHWOOD (05)	7	27	0	0	6	40	27	0	0	13	40
KUTCHER (06)	22	52	2	0	25	101	53	0	0	48	101
LYLE GAP (08)	1	3	0	0	8	12	4	0	0	8	12
METOLIUS (11)	135	132	5	0	79	351	240	6	0	105	351
EAST MADRAS (13)	518	506	7	0	273	1,304	855	14	0	435	1,304
WARM SPRINGS (14)	231	118	2	0	66	417	320	5	0	92	417
SUTTLE LAKE (15)											
CAMP SHERMAN (16)	105	68	1	0	48	222	139	3	0	80	222
CULVER (17)	230	249	4	0	108	591	404	7	0	180	591
ROUND BUTTE (18)	105	196	0	0	91	392	236	0	0	156	392
WEST MADRAS (19)	326	318	8	0	157	809	563	10	0	236	809
CIRCLE M (20)	35	59	1	0	28	123	84	1	0	38	123
CENTRAL (21)	237	368	5	0	170	780	486	18	0	276	780
SUNSET (22)	155	247	4	0	130	536	333	5	0	198	536
AGENCY PLAINS (23)	106	163	3	0	86	358	223	2	0	133	358
<b>Totals</b>	<b>3,410</b>	<b>4,458</b>	<b>62</b>	<b>0</b>	<b>2,152</b>	<b>10,082</b>	<b>6,433</b>	<b>115</b>	<b>0</b>	<b>3,534</b>	<b>10,082</b>




*Stephanie Gaudin* 12/01/22  
 Page 6 of 22

Judge of the Court of Appeals, Position 11      Judge of the Circuit Court, 22nd District, Position 2  
 Statewide Nonpartisan      Circuit Court District 22

17 of 17 Precincts Reporting      17 of 17 Precincts Reporting

	VOTE FOR 1				VOTE FOR 1			
	Write-in Totals	Overvotes	Undervotes	Contest Total	Write-in Totals	Overvotes	Undervotes	Contest Total
HAYSTACK (01)	582	0	441	1,031	610	0	418	1,031
CROOKED RIVER RANCH (02)	1,762	31	1,219	3,012	1,813	0	1,170	3,012
ASHWOOD (05)	26	0	14	40	27	0	13	40
KUTCHER (06)	49	0	52	101	54	0	47	101
LYLE GAP (08)	4	0	8	12	4	0	8	12
METOLIUS (11)	229	6	116	351	240	5	106	351
EAST MADRAS (13)	812	13	479	1,304	852	0	437	1,304
WARM SPRINGS (14)	303	6	108	417	307	0	103	417
SUTTLE LAKE (15)								
CAMP SHERMAN (16)	131	2	89	222	130	0	91	222
CULVER (17)	393	7	191	591	409	5	177	591
ROUND BUTTE (18)	226	0	166	392	242	2	148	392
WEST MADRAS (19)	547	8	254	809	568	7	234	809
CIRCLE M (20)	80	1	42	123	82	1	40	123
CENTRAL (21)	464	17	299	780	503	0	265	780
SUNSET (22)	316	3	217	536	359	4	173	536
AGENCY PLAINS (23)	216	2	140	358	230	0	128	358
<b>Totals</b>	<b>6,142</b>	<b>104</b>	<b>3,836</b>	<b>10,082</b>	<b>6,431</b>	<b>91</b>	<b>3,560</b>	<b>10,082</b>



*Barbara J. Rasmussen*  
 12/12/22



Jefferson County Clerk Jefferson

Jefferson County Commissioner Position 1 Jefferson


VOTE FOR 1

VOTE FOR 1

17 of 17 Precincts Reporting

17 of 17 Precincts Reporting


	Write-In Totals	Overvotes	Undervotes	Contest Total	Write-In Totals	Overvotes	Undervotes	Contest Total
HAYSTACK (01)	669	0	358	1,031	523	369	136	1,031
CROOKED RIVER RANCH (02)	1,882	0	1,113	3,012	1,474	922	601	3,012
ASHWOOD (05)	32	0	8	40	26	12	2	40
KUTCHER (06)	65	0	35	101	55	34	12	101
LYLE GAP (08)	4	0	8	12	5	5	2	12
METOLIUS (11)	257	0	90	351	150	149	51	351
EAST MADRAS (13)	943	0	350	1,304	671	464	160	1,304
WARM SPRINGS (14)	332	0	81	417	177	172	62	417
SUTTLE LAKE (15)								
CAMP SHERMAN (16)	133	0	88	222	90	63	4	222
CULVER (17)	432	0	156	591	310	221	58	591
ROUND BUTTE (18)	277	0	112	392	217	135	38	392
WEST MADRAS (19)	589	0	210	809	368	316	121	809
CIRCLE M (20)	97	0	25	123	80	32	11	123
CENTRAL (21)	554	0	218	780	428	274	71	780
SUNSET (22)	375	0	154	536	331	146	58	536
AGENCY PLAINS (23)	281	0	76	358	234	100	22	358
<b>Totals</b>	<b>6,924</b>	<b>0</b>	<b>3,083</b>	<b>10,082</b>	<b>5,139</b>	<b>3,415</b>	<b>1,471</b>	<b>10,082</b>



Jefferson County Treasurer Jefferson

Jefferson County Sheriff Jefferson

	Jefferson County Treasurer Jefferson				Jefferson County Sheriff Jefferson				
	VOTE FOR 1				VOTE FOR 1				
	17 of 17 Precincts Reporting				17 of 17 Precincts Reporting				
	Jeff Rasmussen	Write-In Totals	Overvotes	Undervotes	Jason R Pollock	Write-In Totals	Overvotes	Undervotes	Contest Total
HAYSTACK (01)	629	7	0	395	716	17	0	298	1,031
CROOKED RIVER RANCH (02)	1,845	16	0	1,151	3,012	47	0	933	3,012
ASHWOOD (05)	26	3	0	11	40	2	0	11	40
KUTCHER (06)	57	1	0	43	101	4	0	35	101
LYLE GAP (08)	5	0	0	7	12	0	0	6	12
METOLIUS (11)	241	6	0	104	351	11	0	71	351
EAST MADRAS (13)	876	18	0	410	1,304	48	0	302	1,304
WARM SPRINGS (14)	307	11	0	99	417	18	0	94	417
SUTTLE LAKE (15)									
CAMP SHERMAN (16)	132	2	0	88	222	8	0	72	222
CULVER (17)	412	9	0	170	591	12	0	133	591
ROUND BUTTE (18)	254	1	0	137	392	21	0	87	392
WEST MADRAS (19)	559	13	0	237	809	23	0	175	809
CIRCLE M (20)	82	2	0	39	123	9	0	21	123
CENTRAL (21)	496	20	0	264	780	25	0	190	780
SUNSET (22)	345	18	0	173	536	29	0	147	536
AGENCY PLAINS (23)	245	8	0	105	358	19	0	77	358
<b>Totals</b>	<b>6,512</b>	<b>135</b>	<b>0</b>	<b>3,435</b>	<b>10,082</b>	<b>293</b>	<b>0</b>	<b>2,654</b>	<b>10,082</b>



*Stephanie Sankle, 12/01/22*

Jefferson


City of Culver Mayor City of Culver

City of Culver Councilor - Position 1 City of Culver

VOTE FOR 1  
 1 of 1 Precincts Reporting

VOTE FOR 1  
 1 of 1 Precincts Reporting

CULVER (17)		Bart Carpenter		Gillian Soderstrom		Write-in Totals		Overvotes		Undervotes		Contest Total		Luke Middleton		Write-in Totals		Overvotes		Undervotes		Contest Total	
	260		260		244		6		1		80		591		429		12		0		150		591
<b>Totals</b>	<b>260</b>		<b>244</b>		<b>6</b>		<b>1</b>		<b>80</b>		<b>591</b>		<b>429</b>		<b>12</b>		<b>0</b>		<b>150</b>		<b>591</b>		



*Patricia R. ...*  
 12/10/22

City of Culver Councilor - Position 2 City of Culver

City of Culver Councilor - Position 6 City of Culver

NOTE FOR 1  
 1 of 1 Precincts Reporting

NOTE FOR 1  
 1 of 1 Precincts Reporting

	Write-In Totals	Overvotes	Undervotes	Contest Total	Write-In Totals	Overvotes	Undervotes	Contest Total
CULVER (17)								
Matt St Clair	207	0	134	591	414	0	170	591
David (Dave) Beck	245	0	134	591	414	0	170	591
Totals	207	0	134	591	414	0	170	591




*Stephanie Sander*  
 12/01/22

City of Madras Mayor City of Madras

VOTE FOR 1

2 of 2 Precincts Reporting

	Travis Montgomery	Bill Atherton, Sr	Brad Johnston	Mike Lepin	Austin Throop	Write-in Totals	Overvotes	Undervotes	Contest Total
EAST MADDRAS (13)	246	183	195	333	114	17	0	216	1,304
WEST MADDRAS (19)	156	99	116	221	77	11	0	129	809
<b>Totals</b>	<b>402</b>	<b>282</b>	<b>311</b>	<b>554</b>	<b>191</b>	<b>28</b>	<b>0</b>	<b>345</b>	<b>2,113</b>




*Stephanie Spade*  
 12/12/22

City of Madras Councilor - Positions 1, 2, 3 City of Madras

VOTE FOR 3  
 2 of 2 Precincts Reporting

	Lamar Yoder	Patricia L Spencer	Mike Seibold	Write-in Totals	Overvotes	Undervotes	Contest Total
EAST MADRAS (19)	618	663	642	46	3	1,940	3,912
WEST MADRAS (19)	369	425	407	29	3	1,194	2,427
<b>Totals</b>	<b>987</b>	<b>1,088</b>	<b>1,049</b>	<b>75</b>	<b>6</b>	<b>3,134</b>	<b>6,339</b>




*Handwritten signature: Matthew J. Bender, 12/01/22*

City of Metolius Mayor City of Metolius

VOTE FOR 1

1 of 1 Precincts Reporting

		Write-In Totals	Overvotes	Undervotes	Contest Total
Patricia Wylor		9	0	86	351
METOLIUS (11)		256	0	86	351
Totals		256	0	86	351




*Stephanie Gendle*  
 12/01/22

City of Metolius Councilor Positions 2, 3, 5 City of Metolius

VOTE FOR 3  
 1 of 1 Precincts Reporting

	Denise Keeton	Joseph Smetana	Christy Abbe	Write-In Totals	Overvotes	Undervotes	Contest Total
METOLIUS (11)	204	217	219	10	0	403	1,053
<b>Totals</b>	<b>204</b>	<b>217</b>	<b>219</b>	<b>10</b>	<b>0</b>	<b>403</b>	<b>1,053</b>




*Patricia J. Gendle*  
 12/01/22



Director - At Large 2 Jefferson County Soil and  
 Water Conservation District

Director - Zone 1

	VOTE FOR 1				VOTE FOR 1				
	17 of 17 Precincts Reporting				17 of 17 Precincts Reporting				
	Write-In Totals	Overvotes	Undervotes	Contest Total	No Candidate Filed	Write-In Totals	Overvotes	Undervotes	Contest Total
HAYSTACK (01)	609	0	419	1,031	0	40	0	991	1,031
CROOKED RIVER RANCH (02)	1,786	14	1,212	3,012	0	115	0	2,897	3,012
ASHWOOD (05)	27	0	13	40	0	0	0	40	40
KUTCHER (06)	62	0	39	101	0	4	0	97	101
LYLE GAP (08)	4	0	8	12	0	0	0	12	12
METOLIUS (11)	236	5	110	351	0	15	0	336	351
EAST MADRAS (13)	851	12	441	1,304	0	55	0	1,249	1,304
WARM SPRINGS (14)	301	9	107	417	0	29	0	388	417
SUTTLE LAKE (15)									
CAMP SHERMAN (16)	122	2	98	222	0	6	0	216	222
CULVER (17)	403	4	184	591	0	28	0	563	591
ROUND BUTTE (18)	240	3	149	392	0	18	0	374	392
WEST MADRAS (19)	555	6	248	809	0	32	0	777	809
CIRCLE M (20)	82	4	37	123	0	2	0	121	123
CENTRAL (21)	514	7	259	780	0	29	0	751	780
SUNSET (22)	345	4	187	536	0	22	0	514	536
AGENCY PLAINS (23)	253	2	103	358	0	12	0	346	358
<b>Totals</b>	<b>6,391</b>	<b>75</b>	<b>3,616</b>	<b>10,082</b>	<b>0</b>	<b>407</b>	<b>0</b>	<b>9,675</b>	<b>10,082</b>




*Christina G. ...*  
 12/11/22

Director - Zone 2 Jefferson County Soil and Water Conservation District  
 VOTE FOR 1  
 17 of 17 Precincts Reporting


Director - Zone 4 Jefferson County Soil and Water Conservation District  
 VOTE FOR 1  
 17 of 17 Precincts Reporting

	Brad Klamm	Write-in Totals	Overvotes	Undervotes	Contest Total	Lloyd Forman	Write-in Totals	Overvotes	Undervotes	Contest Total
HAYSTACK (01)	616	5	0	410	1,031	592	3	0	436	1,031
CROOKED RIVER RANCH (02)	1,756	13	0	1,243	3,012	1,677	16	0	1,319	3,012
ASHWOOD (05)	29	0	0	11	40	29	0	0	11	40
KUTCHER (06)	67	0	0	34	101	56	0	0	45	101
LYLE GAP (08)	5	0	0	7	12	5	0	0	7	12
METOLIUS (11)	238	5	0	108	351	237	4	0	110	351
EAST MADDRAS (13)	846	6	0	452	1,304	836	8	0	460	1,304
WARM SPRINGS (14)	298	8	0	111	417	300	4	0	113	417
SUTTLE LAKE (15)										
CAMP SHERMAN (16)	120	1	0	101	222	116	1	0	105	222
CULVER (17)	397	3	0	191	591	397	4	0	190	591
ROUND BUTTE (18)	257	0	0	135	392	248	0	0	144	392
WEST MADDRAS (19)	535	4	0	270	809	540	5	0	264	809
CIRCLE M (20)	87	1	0	35	123	79	0	0	44	123
CENTRAL (21)	532	6	0	242	780	503	6	0	271	780
SUNSET (22)	375	2	0	159	536	356	3	0	177	536
AGENCY PLAINS (23)	286	1	0	71	358	260	1	0	97	358
<b>Totals</b>	<b>6,445</b>	<b>55</b>	<b>0</b>	<b>3,582</b>	<b>10,082</b>	<b>6,232</b>	<b>55</b>	<b>0</b>	<b>3,795</b>	<b>10,082</b>




*Stephanie Parker*  
 12/01/2022

	State Measure 111 VOTE FOR 1 17 of 17 Precincts Reporting					State Measure 112 VOTE FOR 1 17 of 17 Precincts Reporting				
	Yes	No	Overvotes	Undervotes	Contest Total	Yes	No	Overvotes	Undervotes	Contest Total
HAYSTACK (01)	288	710	0	33	1,031	250	742	0	39	1,031
CROOKED RIVER RANCH (02)	991	1,906	0	115	3,012	941	1,945	3	123	3,012
ASHWOOD (05)	11	29	0	0	40	13	27	0	0	40
KUTCHER (06)	31	66	0	4	101	22	73	0	6	101
LYLE GAP (09)	0	11	0	1	12	1	10	0	1	12
METOLIUS (11)	138	189	0	24	351	125	219	0	7	351
EAST MADRAS (13)	459	594	1	250	1,304	485	758	3	58	1,304
WARM SPRINGS (14)	320	81	0	16	417	272	121	0	24	417
SUTTLE LAKE (15)										
CAMP SHERMAN (16)	106	107	0	9	222	133	81	0	8	222
CULVER (17)	197	287	0	107	591	205	361	0	25	591
ROUND BUTTE (18)	99	280	1	12	392	88	292	0	12	392
WEST MADRAS (19)	345	315	1	148	809	329	438	0	42	809
CIRCLE M (20)	40	80	0	3	123	42	78	0	3	123
CENTRAL (21)	242	513	0	25	780	222	526	1	31	780
SUNSET (22)	133	378	0	25	536	157	351	1	27	536
AGENCY PLAINS (23)	87	254	0	17	358	107	242	0	9	358
<b>Totals</b>	<b>3,488</b>	<b>5,800</b>	<b>3</b>	<b>791</b>	<b>10,082</b>	<b>3,395</b>	<b>6,264</b>	<b>8</b>	<b>415</b>	<b>10,082</b>




*Patricia Jane Danks* 11/15/2022

	State Measure 113					State Measure 114				
	VOTE FOR 1					VOTE FOR 1				
	17 of 17 Precincts Reporting					17 of 17 Precincts Reporting				
	Yes	No	Overvotes	Undervotes	Contest Total	Yes	No	Overvotes	Undervotes	Contest Total
HAYSTACK (01)	513	494	1	23	1,031	173	839	2	17	1,031
CROOKED RIVER RANCH (02)	1,689	1,238	2	83	3,012	753	2,217	3	39	3,012
ASHWOOD (05)	21	19	0	0	40	5	35	0	0	40
KUTCHER (06)	62	37	0	2	101	14	86	0	1	101
LYLE GAP (08)	6	5	0	1	12	1	10	0	1	12
METOLIUS (11)	199	146	0	6	351	85	261	0	5	351
EAST MADRAS (13)	799	459	1	45	1,304	416	857	1	30	1,304
WARM SPRINGS (14)	319	81	0	17	417	228	183	0	6	417
SUTTLE LAKE (15)										
CAMP SHERMAN (16)	155	61	0	6	222	123	95	0	4	222
CULVER (17)	344	227	0	20	591	139	439	0	13	591
ROUND BUTTE (18)	204	179	0	9	392	64	326	0	2	392
WEST MADRAS (19)	531	246	0	32	809	270	515	1	23	809
CIRCLE M (20)	63	59	1	0	123	28	95	0	0	123
CENTRAL (21)	383	379	0	18	780	211	559	0	10	780
SUNSET (22)	239	278	0	19	536	122	403	0	11	536
AGENCY PLAINS (23)	178	172	0	8	358	66	288	0	4	358
<b>Totals</b>	<b>5,707</b>	<b>4,080</b>	<b>5</b>	<b>290</b>	<b>10,082</b>	<b>2,701</b>	<b>7,208</b>	<b>7</b>	<b>166</b>	<b>10,082</b>




*Jeffrey S. Smith*  
 Jefferson County Clerk  
 September 12, 2022

	16-101 County Measure					16-100 City of Culver City of Culver				
	VOTE FOR 1		17 of 17 Precincts Reporting			VOTE FOR 1		1 of 1 Precincts Reporting		
	Yes	No	Overvotes	Undervotes	Contest Total	Yes	No	Overvotes	Undervotes	Contest Total
HAYSTACK (01)	635	359	2	35	1,031					
CROOKED RIVER RANCH (02)	1,659	1,222	2	129	3,012					
ASHWOOD (05)	14	24	0	2	40					
KUTCHER (06)	67	28	0	6	101					
LYLE GAP (08)	7	4	0	1	12					
METOLIUS (11)	176	160	0	15	351					
EAST MADRAS (13)	760	488	1	55	1,304					
WARM SPRINGS (14)	202	193	0	22	417					
SUTTLE LAKE (15)										
CAMP SHERMAN (16)	93	117	1	11	222					
CULVER (17)	339	234	0	18	591	370	205	1	15	591
ROUND BUTTE (18)	220	154	0	18	392					
WEST MADRAS (19)	412	350	2	45	809					
CIRCLE M (20)	68	52	1	2	123					
CENTRAL (21)	502	247	2	29	780					
SUNSET (22)	328	179	0	29	536					
AGENCY PLAINS (23)	211	124	1	22	358					
<b>Totals</b>	<b>5,593</b>	<b>3,937</b>	<b>12</b>	<b>440</b>	<b>10,082</b>	<b>370</b>	<b>205</b>	<b>1</b>	<b>15</b>	<b>591</b>



*Christina Gaudin*  
 12/01/2022

	16-102 City of Madras City of Madras				16-103 City of Metolius City of Metolius			
	VOTE FOR 1		2 of 2 Precincts Reporting		VOTE FOR 1		1 of 1 Precincts Reporting	
	Yes	No	Overvotes	Undervotes	Yes	No	Overvotes	Undervotes
METOLIUS (11)								
EAST MADRAS (13)	790	468	1	45	183	157	2	9
WEST MADRAS (19)	435	341	0	33				
<b>Totals</b>	<b>1,225</b>	<b>809</b>	<b>1</b>	<b>78</b>	<b>183</b>	<b>157</b>	<b>2</b>	<b>9</b>
				<b>2,113</b>				<b>351</b>
				<b>1,304</b>				<b>351</b>
				<b>809</b>				<b>351</b>



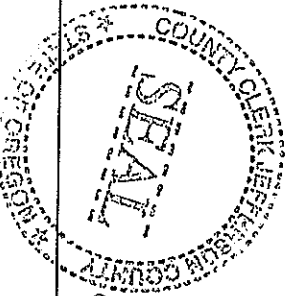
*Thomas J. ...*  
 12/01/2022

16-104 Madras Aquatic Center Madras Aquatic  
 Center Recreation District

VOTE FOR 1

13 of 13 Precincts Reporting

	Yes	No	Overvotes	Undervotes	Contest Total
HAYSTACK (01)	21	19	0	1	41
ASHWOOD (05)	7	0	0	0	7
KITCHER (06)	57	42	0	2	101
LYLE GAP (08)	5	6	0	1	12
METOLIUS (11)	183	161	0	7	351
EAST MADRAS (13)	758	497	0	49	1,304
WARM SPRINGS (14)	314	86	0	17	417
ROUND BUTTE (18)	219	159	0	14	392
WEST MADRAS (19)	482	294	0	33	809
CIRCLE M (20)	70	52	0	1	123
CENTRAL (21)	447	313	0	20	780
SUNSET (22)	323	199	0	14	536
AGENCY PLAINS (23)	188	161	0	9	358
<b>Totals</b>	<b>3,074</b>	<b>1,989</b>	<b>0</b>	<b>168</b>	<b>5,231</b>



*Patricia J. Gaudin*  
 12/01/2022