

JEFFERSON COUNTY, OREGON

SUMMARY OF ASSESSMENT & TAX ROLL 2021-22



| | <u>2021-22</u> | <u>2020-21</u> |
|---------------------------------------|-----------------------|-----------------------|
| | <u>Assessed Value</u> | <u>Assessed Value</u> |
| Real Property..... | 1,529,649,070 | 1,456,593,284 |
| Personal Manufactured Structures..... | 8,197,389 | 7,687,336 |
| Personal Property..... | 39,320,390 | 36,972,190 |
| Utilities..... | 488,979,720 | 489,371,920 |
| | 2,066,146,569 | 1,990,624,730 |

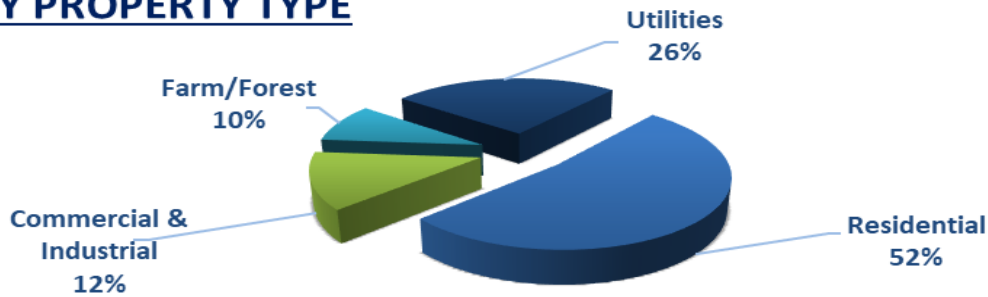
I, Jean McCloskey, Assessor for Jefferson County, State of Oregon, do hereby certify the assessed valuation, tax levies, and taxes set forth in the summary herein contained, are true and correct copies of the whole thereof, as the same appears on file in my office and custody.

Dated this 6th day of October, 2021

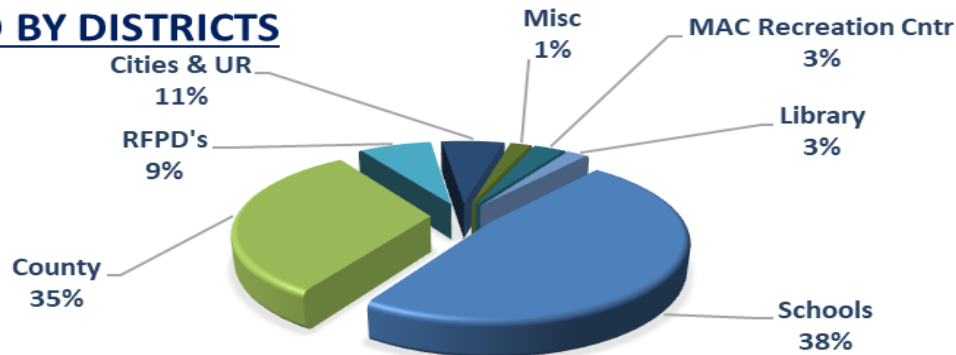
Jean McCloskey

 Assessor

TAXES PAID BY PROPERTY TYPE



TAXES RECEIVED BY DISTRICTS



Top 20 Taxpayers for Jefferson County

| <u>Owner Name</u> | <u>Tax Amount</u> | <u>Assessed Value</u> |
|--|-------------------|-----------------------|
| 1. Portland General Electric Co. | \$ 3,837,721.34 | \$268,764,000 |
| 2. Gas Transmission Northwest Corporation | 853,580.47 | 63,290,000 |
| 3. PacifiCorp | 753,492.68 | 48,701,000 |
| 4. Bright Wood Corp. | 625,647.83 | 34,523,360 |
| 5. Keith Investments LLC Co/Keith Investments | 305,650.18 | 16,868,160 |
| 6. Warm Springs Power Enterprises | 242,238.00 | 17,000,000 |
| 7. Love's Travel Stops & Country | 193,882.49 | 9,771,250 |
| 8. BNSF Railway Co. | 172,491.44 | 11,194,000 |
| 9. Apple, Inc. | 157,895.55 | 11,450,000 |
| 10. Union Pacific Railroad Co | 152,648.02 | 9,574,000 |
| 11. Lumen Technologies Inc. | 138,363.90 | 8,510,000 |
| 12. ACI Real Estate SPE 130 LLC dba Albertsons Co | 130,480.86 | 6,583,430 |
| 13. Verizon Communications Inc. | 125,263.40 | 8,048,000 |
| 14. Pratum Co-op | 119,725.95 | 6,613,890 |
| 15. Cascade Natural Gas Corp. | 113,229.14 | 6,771,000 |
| 16. East Cascade Retirement Community, LLC | 98,437.69 | 4,902,300 |
| 17. Diamler Trucks North America LLC | 95,568.75 | 4,976,363 |
| 18. Knight, Philip H. & Penelope P. | 88,233.57 | 5,866,663 |
| 19. Ponderosa Land & Cattle Co. LLC Co/Ponderosa Solar | 87,369.61 | 2,275,727 |
| 20. Helena Chemical Company | 86,405.70 | 4,630,280 |

Code Districts by Area

| | | | |
|-----|--|-----|--|
| 10 | City of Madras | 170 | Outlying Culver, SD#4 w/DVWD, w/RFPD |
| 15 | Urban Renewal/City of Madras | 172 | Juniper Butte Road District |
| 18 | Housing U.R. Dist. City of Madras | 200 | Haystack Area |
| 20 | City of Madras w/DVWD | 221 | CRR Area, SD#4, w/CRR Road District |
| 21 | Special Exemption District | 222 | North of Deschutes County, SD#6 |
| 25 | Urban Renewal/City of Madras w/DVWD | 230 | W of Opal City, S of Haystack & Juniper ButteSD#2J |
| 28 | Housing Urban Renewal Dist. w/DVWD | 232 | W of Opal City, S of Haystack, SD#2J, w/R-RFPD |
| 40 | Warm Springs Reservation | 233 | Three Rivers, Lake Chinook RFPD |
| 70 | North, East & West County w/DVWD | 234 | CRR Area, SD#4, Outside of CRR Road District |
| 80 | Outlying Madras-Metolius, w/DVWD, w/RFPD | 240 | South Culver, HWY 97, SD#2J, w/RFPD |
| 90 | North East & West County | 270 | CRR Area, SD#2J, w/CRR Road District |
| 110 | Outlying Madras-Metolius, w/DVWD, w/RFPD | 272 | CRR Area, SD#2J, Outside CRR Road District |
| 112 | Canyon View Road District | 290 | Opal City Area, SD#2J |
| 118 | Housing U.R. Dist. Outlying w/DVWD | 310 | Camp Sherman |
| 140 | City of Metolius | 312 | Camp Sherman, w/S.C.-RFPD |
| 150 | City of Culver | 350 | Ashwood |
| 151 | Urban Renewal/City of Culver | | |
| 160 | Outlying Culver, SD#4,w/DVWD | | |

Jefferson County Taxing District Bonds & Local Option Levies

| <u>District Name</u> | <u>First Year</u> | <u>Year of Maturity</u> |
|--|-------------------|-------------------------|
| Central Oregon Community College Bond | 2010 | 2031-32 |
| Crooked River Ranch RFPD Bond | 2007 | 2032-33 |
| Lake Chinook Fire & Rescue Bond | 2014 | 2044-45 |
| MAC Recreation District Bond | 2005 | 2026-27 |
| School District #4 Culver Bond | 2014 | 2030-31 |
| School District #509J Madras Bond | 2013 | 2034-35 |
| School District #2J Redmond Bond | 2004 | 2025-26 |
| School District #2J Redmond Bond | 2008 | 2034-35 |
| School District #2J Redmond Bond | 2021 | 2042-43 |
| School District #6 Sisters Bond | 2016 | 2030-31 |
| School District #6 Sisters Bond | 2021 | 2040-41 |
| Sisters-Camp Sherman RFPD Bond | 2007 | 2027-28 |
| | | |
| <u>Local Option Levies</u> | <u>First Year</u> | <u>Expiration Date</u> |
| Camp Sherman Road District #18 Local Option Levy | 2021 | 2023-24 |
| Crooked River Ranch RFPD Local Option Levy | 2019 | 2023-24 |
| Jefferson County Jail Local Option Levy | 2019 | 2021-22 |
| MAC Recreation District Local Option Levy | 2018 | 2022-23 |
| Redmond Fire & Rescue Local Option Levy | 2020 | 2024-25 |
| SD#6 Sisters Local Option Levy | 2018 | 2022-23 |

BILLING RATES 2021-22

CODE 10

| | |
|------------------------------|----------------------|
| REAL MARKET VALUE | \$242,795,303 |
| Taxable Valuation | \$119,594,233 |
| County General Levy | 3.1566 |
| County Jail LOL* | 1.3900 |
| County Library Levy | 0.3851 |
| Jefferson Co. RFPD Levy | 1.0487 |
| Madras-City Levy | 3.6524 |
| Madras-Urban Renewal | 1.5971 |
| Housing Urban Renewal-Madras | 0.1265 |
| COCC Levy | 0.5492 |
| COCC Bond | 0.1036 |
| Jefferson Co. ESD Levy | 0.2123 |
| SD#509J Madras Levy | 4.0601 |
| SD#509J Madras Bond | 2.6134 |
| MAC Recreation Dist. Levy | 0.2213 |
| MAC Recreation Dist. LOL* | 0.4000 |
| MAC Recreation Dist. Bond | 0.5636 |
| M50 BILLING RATE | 20.0799 |

CODE 15

| | |
|------------------------------|---------------------|
| REAL MARKET VALUE | \$74,694,150 |
| Taxable Valuation | \$48,451,195 |
| County General Levy | 3.1566 |
| County Jail LOL* | 1.3900 |
| County Library Levy | 0.3851 |
| Jefferson Co. RFPD Levy | 1.0487 |
| Madras-City Levy | 3.6524 |
| Madras-Urban Renewal | 1.5971 |
| Housing Urban Renewal-Madras | 0.1265 |
| COCC Levy | 0.5492 |
| COCC Bond | 0.1036 |
| Jefferson Co. ESD Levy | 0.2123 |
| SD#509J Madras Levy | 4.0601 |
| SD#509J Madras Bond | 2.6134 |
| MAC Recreation Dist. Levy | 0.2213 |
| MAC Recreation Dist. LOL* | 0.4000 |
| MAC Recreation Dist. Bond | 0.5636 |
| M50 BILLING RATE | 20.0799 |

CODE 18

| | |
|------------------------------|---------------------|
| REAL MARKET VALUE | \$10,143,747 |
| Taxable Valuation | \$3,906,509 |
| County General Levy | 3.1566 |
| County Jail LOL* | 1.3900 |
| County Library Levy | 0.3851 |
| Jefferson Co. RFPD Levy | 1.0487 |
| Madras-City Levy | 3.6524 |
| Madras-Urban Renewal | 1.5971 |
| Housing Urban Renewal-Madras | 0.1265 |
| COCC Levy | 0.5492 |
| COCC Bond | 0.1036 |
| Jefferson Co. ESD Levy | 0.2123 |
| SD#509J Madras Levy | 4.0601 |
| SD#509J Madras Bond | 2.6134 |
| MAC Recreation Dist. Levy | 0.2213 |
| MAC Recreation Dist. LOL* | 0.4000 |
| MAC Recreation Dist. Bond | 0.5636 |
| M50 BILLING RATE | 20.0799 |

CODE 20

| | |
|------------------------------|----------------------|
| REAL MARKET VALUE | \$365,688,817 |
| Taxable Valuation | \$231,145,901 |
| County General Levy | 3.1566 |
| County Jail LOL* | 1.3900 |
| County Library Levy | 0.3851 |
| Jefferson Co. RFPD Levy | 1.0487 |
| Madras-City Levy | 3.6524 |
| Madras-Urban Renewal | 1.5971 |
| Housing Urban Renewal-Madras | 0.1265 |
| COCC Levy | 0.5492 |
| COCC Bond | 0.1036 |
| Jefferson Co. ESD Levy | 0.2123 |
| SD#509J Madras Levy | 4.0601 |
| SD#509J Madras Bond | 2.6134 |
| MAC Recreation Dist. Levy | 0.2213 |
| MAC Recreation Dist. LOL* | 0.4000 |
| MAC Recreation Dist. Bond | 0.5636 |
| Deschutes Valley Wtr Dist. | 0.0000 |
| M50 BILLING RATE | 20.0799 |

CODE 21

| | |
|------------------------------|--------------------|
| REAL MARKET VALUE | \$6,659,240 |
| Taxable Valuation | \$5,164,600 |
| County General Levy | 3.1566 |
| County Jail LOL* | 1.3900 |
| County Library Levy | 0.3851 |
| Jefferson Co. RFPD Levy | 1.0487 |
| Madras-City Levy | 3.6524 |
| Madras-Urban Renewal | 1.5971 |
| Housing Urban Renewal-Madras | 0.1265 |
| COCC Levy | 0.5492 |
| COCC Bond | 0.1036 |
| Jefferson Co. ESD Levy | 0.2123 |
| SD#509J Madras Levy | 4.0601 |
| SD#509J Madras Bond | 2.6134 |
| MAC Recreation Dist. Levy | 0.2213 |
| MAC Recreation Dist. LOL* | 0.4000 |
| MAC Recreation Dist. Bond | 0.5636 |
| Deschutes Valley Wtr Dist. | 0.0000 |
| M50 BILLING RATE | 20.0799 |

*LOL Local Option Levy

BILLING RATES 2021-22

CODE 25

| | |
|------------------------------|----------------|
| REAL MARKET VALUE | \$69,520,920 |
| Taxable Valuation | \$42,084,820 |
| County General Levy | 3.1566 |
| County Jail LOL* | 1.3900 |
| County Library Levy | 0.3851 |
| Jefferson Co. RFPD Levy | 1.0487 |
| Madras-City Levy | 3.6524 |
| Madras-Urban Renewal | 1.5971 |
| Housing Urban Renewal-Madras | 0.1265 |
| COCC Levy | 0.5492 |
| COCC Bond | 0.1036 |
| Jefferson Co. ESD Levy | 0.2123 |
| SD#509J Madras Levy | 4.0601 |
| SD#509J Madras Bond | 2.6134 |
| MAC Recreation Dist. Levy | 0.2213 |
| MAC Recreation Dist. LOL* | 0.4000 |
| MAC Recreation Dist. Bond | 0.5636 |
| Deschutes Valley Wtr Dist. | 0.0000 |
| M50 BILLING RATE | 20.0799 |

CODE 28

| | |
|------------------------------|----------------|
| REAL MARKET VALUE | \$19,016,810 |
| Taxable Valuation | \$7,034,633 |
| County General Levy | 3.1566 |
| County Jail LOL* | 1.3900 |
| County Library Levy | 0.3851 |
| Jefferson Co. RFPD Levy | 1.0487 |
| Madras-City-Levy | 3.6524 |
| Madras-Urban Renewal | 1.5971 |
| Housing Urban Renewal-Madras | 0.1265 |
| COCC Levy | 0.5492 |
| COCC Bond | 0.1036 |
| Jefferson Co. ESD Levy | 0.2123 |
| SD#509J Madras Levy | 4.0601 |
| SD#509J Madras Bond | 2.6134 |
| MAC Recreation Dist. Levy | 0.2213 |
| MAC Recreation Dist. LOL* | 0.4000 |
| MAC Recreation Dist. Bond | 0.5636 |
| Deschutes Valley Wtr. Dist. | 0.0000 |
| M50 BILLING RATE | 20.0799 |

CODE 40

| | |
|---------------------------|----------------|
| REAL MARKET VALUE | \$123,999,840 |
| Taxable Valuation | \$122,406,205 |
| County General Levy | 3.5662 |
| County Jail LOL* | 1.3900 |
| County Library Levy | 0.4349 |
| COCC Levy | 0.6204 |
| COCC Bond | 0.1036 |
| Jefferson Co. ESD Levy | 0.2398 |
| SD#509J Madras Levy | 4.5871 |
| SD#509J Madras Bond | 2.6134 |
| MAC Recreation Dist. Levy | 0.2500 |
| MAC Recreation Dist. LOL* | 0.4000 |
| MAC Recreation Dist. Bond | 0.5636 |
| M50 BILLING RATE | 14.7690 |

CODE 70

| | |
|----------------------------|----------------|
| REAL MARKET VALUE | \$96,881,582 |
| Taxable Valuation | \$54,299,732 |
| County General Levy | 3.5662 |
| County Jail LOL* | 1.3900 |
| County Library Levy | 0.4349 |
| COCC Levy | 0.6204 |
| COCC Bond | 0.1036 |
| Jefferson Co. ESD Levy | 0.2398 |
| SD#509J Madras Levy | 4.5871 |
| SD#509J Madras Bond | 2.6134 |
| MAC Recreation Dist. Levy | 0.2500 |
| MAC Recreation Dist. LOL* | 0.4000 |
| MAC Recreation Dist. Bond | 0.5636 |
| Deschutes Valley Wtr Dist. | 0.0000 |
| M50 BILLING RATE | 14.7690 |

CODE 80

| | |
|---------------------------|----------------|
| REAL MARKET VALUE | \$143,459,810 |
| Taxable Valuation | \$52,578,649 |
| County General Levy | 3.5662 |
| County Jail LOL* | 1.3900 |
| County Library Levy | 0.4349 |
| Jefferson Co. RFPD Levy | 1.1847 |
| COCC Levy | 0.6204 |
| COCC Bond | 0.1036 |
| Jefferson Co. ESD Levy | 0.2398 |
| SD#509J Madras Levy | 4.5871 |
| SD#509J Madras Bond | 2.6134 |
| MAC Recreation Dist. Levy | 0.2500 |
| MAC Recreation Dist. LOL* | 0.4000 |
| MAC Recreation Dist. Bond | 0.5636 |
| M50 BILLING RATE | 15.9537 |

*LOL Local Option Levy

BILLING RATES 2021-22

CODE 90

| | |
|---------------------------|---------------|
| REAL MARKET VALUE | \$323,652,873 |
| Taxable Valuation | \$192,272,297 |
| County General Levy | 3.5662 |
| County Jail LOL* | 1.3900 |
| County Library Levy | 0.4349 |
| COCC Levy | 0.6204 |
| COCC Bond | 0.1036 |
| Jefferson Co. ESD Levy | 0.2398 |
| SD#509J Madras Levy | 4.5871 |
| SD#509J Madras Bond | 2.6134 |
| MAC Recreation Dist. Levy | 0.2500 |
| MAC Recreation Dist. LOL* | 0.4000 |
| MAC Recreation Dist. Bond | 0.5636 |
| M50 BILLING RATE | 14.7690 |

CODE 118

| | |
|------------------------------|-----------|
| REAL MARKET VALUE | \$639,840 |
| Taxable Valuation | \$139,820 |
| County General Levy | 3.5361 |
| County Jail LOL* | 1.3900 |
| County Library Levy | 0.4313 |
| Jefferson Co. RFPD Levy | 1.1747 |
| Housing Urban Renewal-Madras | 0.0918 |
| COCC Levy | 0.6152 |
| COCC Bond | 0.1036 |
| Jefferson Co. ESD Levy | 0.2378 |
| SD#509J Madras Levy | 4.5483 |
| SD#509J Madras Bond | 2.6134 |
| MAC Recreation Dist. Levy | 0.2479 |
| MAC Recreation Dist. LOL* | 0.4000 |
| MAC Recreation Dist. Bond | 0.5636 |
| Deschutes Valley Wtr Dist. | 0.0000 |
| M50 BILLING RATE | 15.9537 |

CODE 110

| | |
|----------------------------|---------------|
| REAL MARKET VALUE | \$633,481,557 |
| Taxable Valuation | \$275,909,457 |
| County General Levy | 3.5662 |
| County Jail LOL* | 1.3900 |
| County Library Levy | 0.4349 |
| Jefferson Co. RFPD Levy | 1.1847 |
| COCC Levy | 0.6204 |
| COCC Bond | 0.1036 |
| Jefferson Co. ESD Levy | 0.2398 |
| SD#509J Madras Levy | 4.5871 |
| SD#509J Madras Bond | 2.6134 |
| MAC Recreation Dist. Levy | 0.2500 |
| MAC Recreation Dist. LOL* | 0.4000 |
| MAC Recreation Dist. Bond | 0.5636 |
| Deschutes Valley Wtr Dist. | 0.0000 |
| M50 BILLING RATE | 15.9537 |

CODE 140

| | |
|----------------------------|--------------|
| REAL MARKET VALUE | \$81,377,259 |
| Taxable Valuation | \$40,000,396 |
| County General Levy | 3.5662 |
| County Jail LOL* | 1.3900 |
| County Library Levy | 0.4349 |
| Jefferson Co. RFPD Levy | 1.1847 |
| Metolius-City Levy | 3.6296 |
| COCC Levy | 0.6204 |
| COCC Bond | 0.1036 |
| Jefferson Co. ESD Levy | 0.2398 |
| SD#509J Madras Levy | 4.5871 |
| SD#509J Madras Bond | 2.6134 |
| MAC Recreation Dist. Levy | 0.2500 |
| MAC Recreation Dist. LOL* | 0.4000 |
| MAC Recreation Dist. Bond | 0.5636 |
| Deschutes Valley Wtr Dist. | 0.0000 |
| M50 BILLING RATE | 19.5833 |

CODE 112

| | |
|----------------------------|--------------|
| REAL MARKET VALUE | \$38,432,520 |
| Taxable Valuation | \$21,194,469 |
| County General Levy | 3.5662 |
| County Jail LOL* | 1.3900 |
| County Library Levy | 0.4349 |
| Jefferson Co. RFPD Levy | 1.1847 |
| Canyon View Road Dist. | 1.5000 |
| COCC Levy | 0.6204 |
| COCC Bond | 0.1036 |
| Jefferson Co. ESD Levy | 0.2398 |
| SD#509J Madras Levy | 4.5871 |
| SD#509J Madras Bond | 2.6134 |
| MAC Recreation Dist. Levy | 0.2500 |
| MAC Recreation Dist. LOL* | 0.4000 |
| MAC Recreation Dist. Bond | 0.5636 |
| Deschutes Valley Wtr Dist. | 0.0000 |
| M50 BILLING RATE | 17.4537 |

*LOL Local Option Levy

BILLING RATES 2021-22

CODE 150

| | |
|----------------------------|----------------|
| REAL MARKET VALUE | \$138,827,285 |
| Taxable Valuation | \$66,828,709 |
| County General Levy | 3.3215 |
| County Jail LOL* | 1.3900 |
| County Library Levy | 0.4051 |
| Culver-City Levy | 5.8343 |
| Culver-Urban Renewal | 1.0981 |
| COCC Levy | 0.5779 |
| COCC Bond | 0.1036 |
| Jefferson Co. ESD Levy | 0.2234 |
| SD#4 Culver Levy | 4.5419 |
| SD#4 Culver Bond | 2.1385 |
| Deschutes Valley Wtr Dist. | 0.0000 |
| M50 BILLING RATE | 19.6343 |

CODE 151

| | |
|----------------------------|----------------|
| REAL MARKET VALUE | \$18,343,746 |
| Taxable Valuation | \$12,701,100 |
| County General Levy | 3.3215 |
| County Jail LOL* | 1.3900 |
| County Library Levy | 0.4047 |
| Culver-City Levy | 5.8343 |
| Culver-Urban Renewal | 1.1122 |
| COCC Levy | 0.5779 |
| COCC Bond | 0.1036 |
| Jefferson Co. ESD Levy | 0.2234 |
| SD#4 Culver Levy | 4.5419 |
| SD#4 Culver Bond | 2.1385 |
| Deschutes Valley Wtr Dist. | 0.0000 |
| M50 BILLING RATE | 19.6343 |

CODE 160

| | |
|----------------------------|----------------|
| REAL MARKET VALUE | \$4,996,830 |
| Taxable Valuation | \$2,724,674 |
| County General Levy | 3.5662 |
| County Jail LOL* | 1.3900 |
| County Library Levy | 0.4349 |
| COCC Levy | 0.6204 |
| COCC Bond | 0.1036 |
| Jefferson Co. ESD Levy | 0.2398 |
| SD#4 Culver Levy | 4.8766 |
| SD#4 Culver Bond | 2.1385 |
| Deschutes Valley Wtr Dist. | 0.0000 |
| M50 BILLING RATE | 13.3700 |

CODE 170

| | |
|----------------------------|----------------|
| REAL MARKET VALUE | \$207,238,672 |
| Taxable Valuation | \$90,272,027 |
| County General Levy | 3.5662 |
| County Jail LOL* | 1.3900 |
| County Library Levy | 0.4349 |
| Jefferson Co. RFPD Levy | 1.1847 |
| COCC Levy | 0.6204 |
| COCC Bond | 0.1036 |
| Jefferson Co. ESD Levy | 0.2398 |
| SD#4 Culver Levy | 4.8766 |
| SD#4 Culver Bond | 2.1385 |
| Deschutes Valley Wtr Dist. | 0.0000 |
| M50 BILLING RATE | 14.5547 |

CODE 172

| | |
|----------------------------|----------------|
| REAL MARKET VALUE | \$30,827,900 |
| Taxable Valuation | \$13,053,143 |
| County General Levy | 3.5662 |
| County Jail LOL* | 1.3900 |
| County Library Levy | 0.4349 |
| Jefferson Co. RFPD Levy | 1.1847 |
| Juniper Butte Road Dist. | 0.9385 |
| COCC Levy | 0.6204 |
| COCC Bond | 0.1036 |
| Jefferson Co. ESD Levy | 0.2398 |
| SD#4 Culver Levy | 4.8766 |
| SD#4 Culver Bond | 2.1385 |
| Deschutes Valley Wtr Dist. | 0.0000 |
| M50 BILLING RATE | 15.4932 |

*LOL Local Option Levy

BILLING RATES 2021-22

CODE 200

| | |
|-------------------------|--------------|
| REAL MARKET VALUE | \$18,510,630 |
| Taxable Valuation | \$7,324,587 |
| County General Levy | 3.5662 |
| County Jail LOL* | 1.3900 |
| County Library Levy | 0.4349 |
| Jefferson Co. RFPD Levy | 1.1847 |
| COCC Levy | 0.6204 |
| COCC Bond | 0.1036 |
| Jefferson Co. ESD Levy | 0.2398 |
| SD#4 Culver Levy | 4.8766 |
| SD#4 Culver Bond | 2.1385 |
| M50 BILLING RATE | 14.5547 |

CODE 220

| | |
|------------------------|---------------|
| REAL MARKET VALUE | \$129,633,925 |
| Taxable Valuation | \$62,331,341 |
| County General Levy | 3.5662 |
| County Jail LOL* | 1.3900 |
| County Library Levy | 0.4349 |
| COCC Levy | 0.6204 |
| COCC Bond | 0.1036 |
| Jefferson Co. ESD Levy | 0.2398 |
| SD#4 Culver Levy | 4.8766 |
| SD#4 Culver Bond | 2.1385 |
| M50 BILLING RATE | 13.3700 |

CODE 221

| | |
|------------------------|---------------|
| REAL MARKET VALUE | \$186,471,491 |
| Taxable Valuation | \$79,030,078 |
| County General Levy | 3.5662 |
| County Jail LOL* | 1.3900 |
| County Library Levy | 0.4349 |
| CRR RFPD Levy | 1.8379 |
| CRR RFPD LOL* | 0.8900 |
| CRR RFPD Bond | 0.4625 |
| CRR Special Road Levy | 0.8140 |
| COCC Levy | 0.6204 |
| COCC Bond | 0.1036 |
| Jefferson Co. ESD Levy | 0.2398 |
| SD#4 Culver Levy | 4.8766 |
| SD#4 Culver Bond | 2.1385 |
| M50 BILLING RATE | 17.3744 |

CODE 222

| | |
|------------------------|-----------|
| REAL MARKET VALUE | \$989,080 |
| Taxable Valuation | \$693,380 |
| County General Levy | 3.5662 |
| County Jail LOL* | 1.3900 |
| COCC Levy | 0.6204 |
| COCC Bond | 0.1036 |
| High Desert ESD Levy | 0.0964 |
| SD#6 Sisters Levy | 4.0997 |
| SD#6 Sisters LOL* | 0.7500 |
| SD#6 Sisters Bond-2016 | 0.3574 |
| SD#6 Sisters Bond-2021 | 0.9218 |
| M50 BILLING RATE | 11.9055 |

CODE 230

| | |
|----------------------|--------------|
| REAL MARKET VALUE | \$24,689,890 |
| Taxable Valuation | \$10,309,896 |
| County General Levy | 3.5662 |
| County Jail LOL* | 1.3900 |
| COCC Levy | 0.6204 |
| COCC Bond | 0.1036 |
| High Desert ESD Levy | 0.0964 |
| SD#2 Redmond Levy | 5.0251 |
| SD#2 Redmond Bonds | 2.2189 |
| M50 BILLING RATE | 13.0206 |

*LOL Local Option Levy

BILLING RATES 2021-22

CODE 232

| | |
|----------------------|--------------|
| REAL MARKET VALUE | \$12,079,350 |
| Taxable Valuation | \$6,345,590 |
| County General Levy | 3.5662 |
| County Jail LOL* | 1.3900 |
| Redmond RFPD Levy | 1.7542 |
| Redmond RFPD LOL* | 0.2700 |
| COCC Levy | 0.6204 |
| COCC Bond | 0.1036 |
| High Desert ESD Levy | 0.0964 |
| SD#2 Redmond Levy | 5.0251 |
| SD#2 Redmond Bonds | 2.2189 |
| M50 BILLING RATE | 15.0448 |

CODE 233

| | |
|------------------------|---------------|
| REAL MARKET VALUE | \$211,480,248 |
| Taxable Valuation | \$83,850,674 |
| County General Levy | 3.5662 |
| County Jail LOL* | 1.3900 |
| County Library Levy | 0.4349 |
| Lake Chinook RFPD Levy | 1.6500 |
| Lake Chinook RFPD Bond | 0.5201 |
| COCC Levy | 0.6204 |
| COCC Bond | 0.1036 |
| Jefferson Co. ESD Levy | 0.2398 |
| SD#4 Culver Levy | 4.8766 |
| SD#4 Culver Bond | 2.1385 |
| M50 BILLING RATE | 15.5401 |

CODE 234

| | |
|------------------------|-------------|
| REAL MARKET VALUE | \$50,170.00 |
| Taxable Valuation | \$1,510.00 |
| County General Levy | 3.5662 |
| County Jail LOL* | 1.3900 |
| County Library Levy | 0.4349 |
| CRR RFPD Levy | 1.8379 |
| CRR RFPD LOL* | 0.8900 |
| CRR RFPD Bond | 0.4625 |
| COCC Levy | 0.6204 |
| COCC Bond | 0.1036 |
| Jefferson Co. ESD Levy | 0.2398 |
| SD#4 Culver Levy | 4.8766 |
| SD#4 Culver Bond | 2.1385 |
| M50 BILLING RATE | 16.5604 |

CODE 240

| | |
|-------------------------|--------------|
| REAL MARKET VALUE | \$27,684,932 |
| Taxable Valuation | \$11,197,378 |
| County General Levy | 3.5662 |
| County Jail LOL* | 1.3900 |
| Jefferson Co. RFPD Levy | 1.1847 |
| COCC Levy | 0.6204 |
| COCC Bond | 0.1036 |
| High Desert ESD Levy | 0.0964 |
| SD#2 Redmond Levy | 5.0251 |
| SD#2 Redmond Bonds | 2.2189 |
| M50 BILLING RATE | 14.2053 |

CODE 270

| | |
|-----------------------|---------------|
| REAL MARKET VALUE | \$671,637,606 |
| Taxable Valuation | \$279,475,203 |
| County General Levy | 3.5662 |
| County Jail LOL* | 1.3900 |
| CRR RFPD Levy | 1.8379 |
| CRR RFPD LOL* | 0.8900 |
| CRR RFPD Bond | 0.4625 |
| CRR Special Road Levy | 0.8140 |
| COCC Levy | 0.6204 |
| COCC Bond | 0.1036 |
| High Desert ESD Levy | 0.0964 |
| SD#2 Redmond Levy | 5.0251 |
| SD#2 Redmond Bonds | 2.2189 |
| M50 BILLING RATE | 17.0250 |

*LOL Local Option Levy

BILLING RATES 2021-22

CODE 272

| | |
|-------------------------|----------------|
| REAL MARKET VALUE | \$14,707,856 |
| Taxable Valuation | \$4,757,310 |
| County General Levy | 3.5662 |
| County Jail LOL* | 1.3900 |
| CRR RFPD Levy | 1.8379 |
| CRR RFPD LOL* | 0.8900 |
| CRR RFPD Bond | 0.4625 |
| COCC Levy | 0.6204 |
| COCC Bond | 0.1036 |
| High Desert ESD Levy | 0.0964 |
| SD#2 Redmond Levy | 5.0251 |
| SD#2 Redmond Bonds | 2.2189 |
| M50 BILLING RATE | 16.2110 |

CODE 290

| | |
|-----------------------------|----------------|
| REAL MARKET VALUE | \$1,052,338 |
| Taxable Valuation | \$478,496 |
| County General Levy | 3.5662 |
| County Jail LOL* | 1.3900 |
| Jefferson Co. RFPD Levy | 1.1847 |
| COCC Levy | 0.6204 |
| COCC Bond | 0.1036 |
| High Desert ESD Levy | 0.0964 |
| SD#2 Redmond Levy | 5.0251 |
| SD#2 Redmond Bonds | 2.2189 |
| Deschutes Valley Wtr. Dist. | 0.0000 |
| M50 BILLING RATE | 14.2053 |

CODE 310

| | |
|----------------------------|----------------|
| REAL MARKET VALUE | \$20,824,520 |
| Taxable Valuation | \$3,500,955 |
| County General Levy | 3.5662 |
| County Jail LOL* | 1.3900 |
| County Library Levy | 0.4349 |
| COCC Levy | 0.6204 |
| COCC Bond | 0.1036 |
| Jefferson Co. ESD Levy | 0.2398 |
| SD#41 Black Butte Levy | 3.0137 |
| Deschutes Co. 911 Levy | 0.3618 |
| Camp Sher Rd Dist. 18 Levy | 0.1389 |
| Camp Sher Rd Dist. 18 LOL* | 0.2000 |
| M50 BILLING RATE | 10.0693 |

CODE 312

| | |
|----------------------------|----------------|
| REAL MARKET VALUE | \$240,280,628 |
| Taxable Valuation | \$102,536,554 |
| County General Levy | 3.5662 |
| County Jail LOL* | 1.3900 |
| County Library Levy | 0.4349 |
| Sister-Cmp Shr RFPD Levy | 2.7317 |
| Sister-Cmp Shr RFPD Bond | 0.1805 |
| Deschutes Co. 911 Levy | 0.3618 |
| Camp Sher Rd Dist. 18 Levy | 0.1389 |
| Camp Sher Rd Dist. 18 LOL* | 0.2000 |
| COCC Levy | 0.6204 |
| COCC Bond | 0.1036 |
| Jefferson Co. ESD Levy | 0.2398 |
| SD#41 Black Butte Levy | 3.0137 |
| M50 BILLING RATE | 12.9815 |

CODE 350

| | |
|-------------------------|---------------|
| REAL MARKET VALUE | \$251,968,609 |
| Taxable Valuation | \$12,551,048 |
| County General Levy | 3.5662 |
| County Jail LOL* | 1.3900 |
| County Library Levy | 0.4349 |
| COCC Levy | 0.6204 |
| COCC Bond | 0.1036 |
| Jefferson Co. ESD Levy | 0.2398 |
| SD#8 Ashwood Levy | 0.0000 |
| M50 BILLING RATE | 6.3549 |

*LOL Local Option Levy

2021-22 Taxing Districts Contacts

Taxing District

Camp Sherman Road District #18
 Canyon View Special Road District
 COCC
 CRR RFPD
 CRR Special Road District
 Culver-City
 Culver-City Urban Renewal District
 Deschutes County 911
 Deschutes Valley Water District
 High Desert ESD
 Jefferson County ESD
 Jefferson County General
 Jefferson County Jail
 Jefferson County Library
 Jefferson County RFPD
 Juniper Butte Road District
 Lake Chinook Fire & Rescue
 Madras-City
 Madras-City Urban Renewal District
 Madras Housing Urban Renewal
 MAC Recreation District
 Metolius-City
 Redmond Fire & Rescue
 SD#2J Redmond
 SD#4 Culver
 SD#41 Black Butte
 SD#509J Madras
 SD#6 Sisters
 SD#8 Ashwood
 Sisters/Camp Sherman RFPD

Contact

Ellen Wood
 Heather Mehlberg
 Cathleen Knutson
 Harry Ward
 Michael Schlabach
 Donna McCormack
 Bill Perks
 Greg Munn
 Joel Gehrett
 Rochelle Friend
 Martha Bewley
 Brandie McNamee
 Brandie McNamee
 Jane Ellen Innes
 Kasey Skaar
 Marilyn Clark
 Don Colfels
 Kristal Hughes
 Kristal Hughes
 Kristal Hughes
 Courtney Snead
 Tasha Alegre
 Jodi Burch
 Kathy Steinert
 Megan VerVaecke
 Simon Levear
 Martha Bewley
 Sherry Joseph
 Roger Johnson

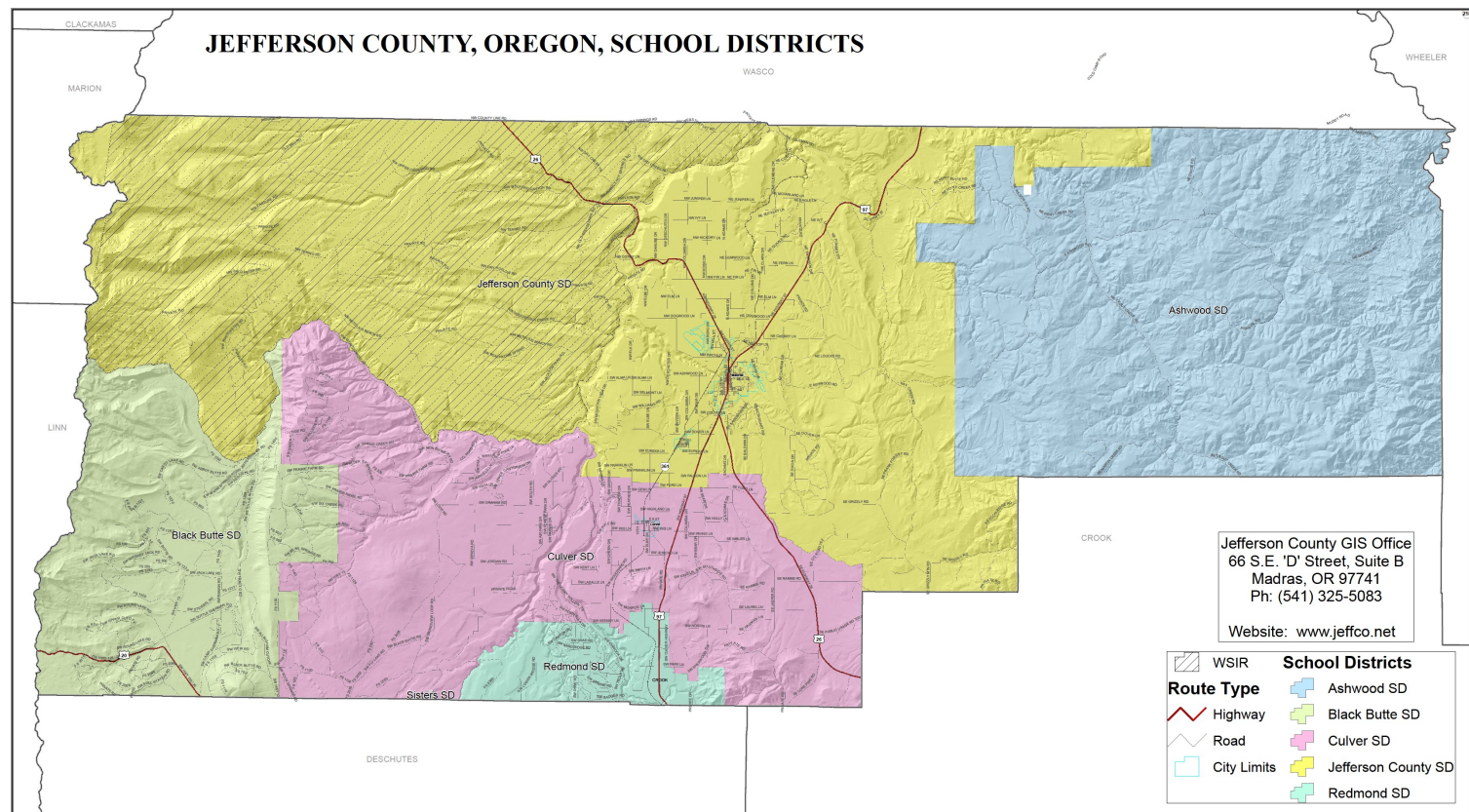
Phone

541-588-0033
 541-980-6649
 541-383-7711
 541-923-6776
 971-998-4453
 541-546-6494
 541-546-6494
 541-388-6559
 541-475-3849
 541-693-5623
 541-475-6192
 541-325-5014
 541-325-5014
 541-475-3351
 541-475-7274
 541-546-7654
 541-629-8911
 541-325-0307
 541-325-0307
 541-325-0307
 541-475-4253 x1041
 541-546-5533
 541-504-5041
 541-923-8927
 541-546-7504
 541-595-6203 x1
 541-475-6192
 541-549-8521 x 5012
 541-489-3297
 541-549-0771

Email

woode51@msn.com
 canyonviewsrd@gmail.com
 cknutson@cocc.edu
 harry.ward@crrfire.org
 dbrsd18@hotmail.com
 cityhall@cityofculver.net
 cityhall@cityofculver.net
 Greg.Munn@deschutes.org
 jgehrett@dvwd.org
 rochelle.friend@hdesd.org
 mbewley@509j.net
 bmcnamee@jeffco.net
 bmcnamee@jeffco.net
 je@jclid.org
 ks@jcfid-1.org
 piperdoug64@yahoo.com
 don@lakechinookfire.org
 khughes@ci.madras.or.us
 khughes@ci.madras.or.us
 khughes@ci.madras.or.us
 khughes@ci.madras.or.us
 executivedirector@macredistrict.com
 metolius1911@gmail.com
 jodi.burch@redmondfireandrescue.org
 kathy.steinert@redmondschools.org
 mvervaecke@culver.k12.or.us
 slevear@blackbutte.k12.or.us
 mbewley@509j.net
 sherry.joseph@ssd6.org
 clerk@ashwood.k12.or.us
 rjohnson@sistersfire.com

JEFFERSON COUNTY, OREGON, SCHOOL DISTRICTS



| <u>Taxing Districts</u> | <u>Real Market Value</u> | <u>M5 Value</u> | <u>Valued Used to Compute Tax</u> | <u>Tax Billing Rate</u> | <u>Local Option Levy</u> | <u>Imposed Tax Under M50</u> |
|--|--------------------------|-----------------|-----------------------------------|-------------------------|--------------------------|------------------------------|
| County General Levy | \$4,442,739,974 | \$3,783,202,458 | 2,066,146,569 | 3.5662 | | 7,151,889.30 |
| County Jail LOL* | 4,442,739,974 | 3,783,202,458 | 2,066,146,569 | | 1.3900 | 2,681,177.84 |
| City of Culver Levy | 157,171,031 | 156,995,695 | 79,529,809 | 6.2643 | | 458,692.95 |
| City of Madras Levy | 788,518,987 | 784,072,764 | 457,381,891 | 4.1262 | | 1,662,966.54 |
| City of Metolius Levy | 81,377,259 | 81,205,229 | 40,000,396 | 3.6296 | | 145,185.13 |
| Camp Sherman Rd Dist. #18 Levy | 261,105,148 | 253,385,256 | 106,037,509 | 0.1389 | | 14,728.60 |
| Camp Sherman Rd Dist. #18 LOL* | 261,105,148 | 253,385,256 | 106,037,509 | | 0.2000 | 21,207.55 |
| Canyon View Special Road Dist. | 38,432,520 | 38,256,741 | 21,194,469 | 1.5000 | | 31,791.94 |
| CRR RFPD Bond | 872,867,123 | 872,867,123 | 363,264,101 | 0.4625 | | 168,009.81 |
| CRR RFPD Levy | 872,867,123 | 872,867,123 | 363,264,101 | 1.8379 | | 667,643.24 |
| CRR RFPD LOL* | 872,867,123 | 872,867,123 | 363,264,101 | | 0.8900 | 323,301.57 |
| CRR Special Road Levy | 858,109,097 | 858,109,097 | 358,505,281 | 0.8140 | | 291,823.38 |
| Deschutes County 911 Levy | 261,105,148 | 253,385,256 | 106,037,509 | 0.3618 | | 38,364.53 |
| Jefferson County Library Levy | 3,689,898,922 | 3,046,020,893 | 1,752,889,316 | 0.4349 | | 736,013.80 |
| Jefferson County RFPD Levy | 1,971,224,445 | 1,717,162,221 | 969,530,313 | 1.1847 | | 1,084,215.59 |
| Juniper Butte Road District | 30,827,900 | 30,760,224 | 13,053,143 | 0.9385 | | 12,250.38 |
| Lake Chinook Fire & Rescue Levy | 211,480,248 | 210,909,747 | 83,850,674 | 1.6500 | | 138,352.64 |
| Lake Chinook Fire & Rescue Bond | 211,480,248 | 210,909,747 | 83,850,674 | 0.5201 | | 43,610.56 |
| MAC Recreation District Bond | 2,230,444,268 | 1,934,362,606 | 1,216,182,916 | 0.5636 | | 685,440.39 |
| MAC Recreation District Levy | 2,230,444,268 | 1,934,392,606 | 1,216,182,916 | 0.2500 | | 290,461.12 |
| MAC Recreation District LOL* | 2,230,444,268 | 1,934,392,606 | 1,216,182,916 | | 0.4000 | 438,225.20 |
| Redmond Fire & Rescue Levy | 12,079,350 | 10,384,054 | 6,345,590 | 1.7542 | | 11,131.43 |
| Redmond Fire & Rescue LOL* | 12,079,350 | 10,384,054 | 6,345,590 | | 0.2700 | 1,713.30 |
| Sisters-Camp Sher RFPD Levy | 240,280,628 | 239,588,486 | 102,536,554 | 2.7317 | | 280,099.16 |
| Sisters-Camp Sher RFPD Bond | 240,280,628 | 239,588,486 | 102,536,554 | 0.1805 | | 18,507.60 |
| COCC Bond | 4,442,739,974 | 3,783,202,458, | 2,066,146,569 | 0.1036 | | 214,052.18 |
| COCC Levy | 4,442,739,974 | 3,783,202,458 | 2,066,146,569 | 0.6204 | | 1,217,869.30 |
| High Desert ESD Levy | 752,841,052 | 737,181,565 | 313,257,253 | 0.0964 | | 29,946.78 |
| Jefferson County ESD Levy | 3,689,898,922 | 3,046,020,893 | 1,752,889,316 | 0.2398 | | 396,255.28 |
| SD#2J Redmond Bonds | 751,851,972 | 736,192,485 | 312,563,873 | 2.2189 | | 693,548.00 |
| SD#2J Redmond Levy | 751,851,972 | 736,192,485 | 312,563,873 | 5.0251 | | 1,557,563.28 |
| SD#4 Culver Bond | 946,380,897 | 832,598,996 | 418,117,843 | 2.1385 | | 894,144.38 |
| SD#4 Culver Levy | 946,380,897 | 832,598,996 | 418,117,843 | 4.8766 | | 1,957,592.40 |
| SD#6 Sisters Bond-2016 | 989,080 | 989,080 | 693,380 | 0.3574 | | 247.81 |
| SD#6 Sisters Bond-2021 | 989,080 | 989,080 | 693,380 | 0.9218 | | 639.16 |
| SD#6 Sisters Levy | 989,080 | 989,080 | 693,380 | 4.0997 | | 2,842.65 |
| SD#6 Sisters LOL* | 989,080 | 989,080 | 693,380 | | 0.7500 | 510.96 |
| SD#509J Madras Bond | 2,230,444,268 | 1,934,392,606 | 1,216,182,916 | 2.6134 | | 3,178,372.81 |
| SD#509J Madras Levy | 2,230,444,268 | 1,934,392,606 | 1,216,182,916 | 4.5871 | | 5,194,012.54 |
| SD#41 Black Butte Levy | 261,105,148 | 253,385,256 | 106,037,509 | 3.0137 | | 319,565.18 |
| <u>Special Assessments, Fees & Charges</u> | | | | | | |
| Madras Urban Renewal | | | 48,682,859 | | | 727,172.49 |
| Culver Urban Renewal | | | 5,459,195 | | | 86,332.72 |
| Madras Housing Urban Renewal | | | 3,873,473 | | | 57,608.91 |
| Fire Improvement | | | | | | 4,370.00 |
| Culver Delinquent Sewer | | | | | | 12,394.00 |
| Madras Delinquent Sewer | | | | | | 12,293.95 |
| Fire Patrol - Timber | | | | | | 189,073.34 |
| Fire Patrol - Grazing | | | | | | 32,082.88 |
| MH Ombudsman Fee | | | | | | 5,143.00 |
| Additional Taxes/Penalties | | | | | | 50,908.45 |

TOTAL TAXES & ASSESSMENTS, 2021-22 34,231,346.00